



RAINBOW of words

1

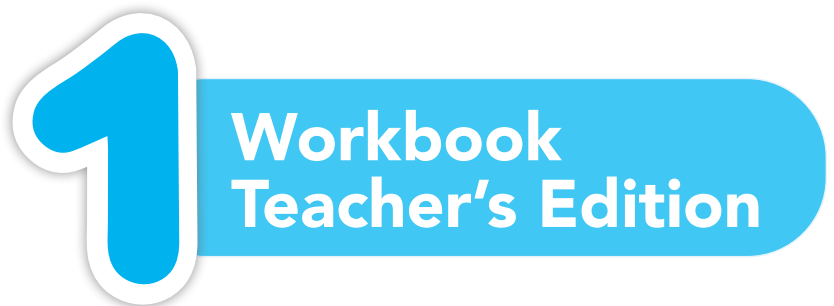
Workbook
Teacher's Edition



Kells
EDUCATION

The logo features the word "RAINBOW" in large, blue, rounded letters with a white outline, set against a light blue cloud background. Below it, the words "of words" are written in a white, cursive font on a blue brushstroke background.

RAINBOW of words

A large blue number "1" with a white outline is positioned to the left of a blue rounded rectangle containing the text "Workbook Teacher's Edition" in white.

1 Workbook Teacher's Edition

GENERAL DIRECTOR
EDITORIAL DIRECTOR
PUBLISHER
EDITORIAL COORDINATORS

EDITOR
COVER DESIGNER
SERIES DESIGNER
LAYOUT
PHOTOGRAPHS AND ARTWORK

ILLUSTRATIONS
PHOTOGRAPHY
PROOFREADER
EDITORIAL ASSISTANT
PRESS COORDINATOR

Gabriel Torres Messina
Rosa María Núñez Ochoa
Jean Denise Salazar Wolfe
Hened Manzur Soda, Canda Machado Garz ,
Letra Cardinal
Hened Manzur Soda, Letra Cardinal
Tania Campa
Tania Campa
Berenice Juárez Rodríguez, Letra Cardinal
Cristina Anguiano, Armando Alvarado,
Hugo Hurtado
Grupo Pictograma
Shutterstock, Inc., Photospin, Inc.
Yaholi González , Edith Gaxiola Aldama
Daniela Tovar Uribe
Daniel Israel González Ramírez

Rainbow of words 1 Workbook Teacher's Edition



All rights reserved:

© 2023, Frances Carmichael

© 2023, Editorial Esfinge, S. de R. L. de C. V.
Átomo 24
Colonia Parque Industrial Naucalpan
Naucalpan de Juárez,
Estado de México, C. P. 53489
contacto@esfinge.com.mx

No part of this publication may be reproduced, stored in a retrieval system, or transmitted in any form or by any means, electronic, mechanical, photocopying, recording or otherwise, without the prior permission of the Publisher. Any person who does any unauthorized act in relation to this publication may be liable to criminal prosecution and civil claims for damages.

This edition first published in 2023

Every effort has been made to trace the copyright holders and we apologize in advance for any unintentional omissions. We will be happy to insert the appropriate acknowledgements in any subsequent editions.

Printed in Mexico



Respete el derecho de autor.
No fotocopie esta obra.

CeMPro
Centro Mexicano de Protección y Fomento
a los Derechos de Autor
Sociedad de Gestión Colectiva



Table of Contents

Unit 1	Greeting People	4
Unit 2	The Body	28
Unit 3	Animals	52
Unit 4	Around Town	76
Unit 5	Homes	100
Grammar Structures		124

Greeting People

A Match.

Good morning, Miss Liz.

Goodbye, Betty.

I'm fine.

Goodbye, Claire.

How are you?

Good morning, children.

B Complete.

meet

How

fine

Mrs. Jones: Good afternoon.
 _____ **How** _____ are you?

Mr. Roberts: Good afternoon.
 I'm _____ **fine** _____.
 Pleased to _____ **meet** _____ you.



C Find and mark the following words.

school friend good morning good-bye good evening hello

good evening ✓

puppy

good night

classroom

happy birthday

school ✓

good morning ✓

Mike

good-bye ✓

hello ✓

friend ✓


D Read and write Greeting (G) or Farewell (F).

- 1. Hello _____ G _____
- 2. Good-bye _____ F _____
- 3. Good morning _____ G _____
- 4. See you tomorrow. _____ F _____
- 5. How are you? _____ G _____



BLOG

E You arrive at your friend's house. Draw what you do and write what you say.



F You leave your house in the morning. Draw what you do and write what you say.



A Order the words and write sentences.

1. your / What's / name _____ *What's your name* _____ ?

2. name / is / My / Betty _____ *My name is Betty* _____ .

3. a / boy / I'm _____ *I'm a boy* _____ .

4. Jacob / I'm _____ *I'm Jacob* _____ .

B Answer the questions. *Answers will vary.*

1. What's your name? _____ .

2. Are you a boy or a girl? _____ .

3. What's your teacher's name? _____ .

4. What's your best friend's name? _____ .



C Complete the sentences.

1. I'm a boy.



2. I'm a girl.



3. She's a teacher.



4. He's a teacher.



D Put the words in order to write a sentence.

1. student / I / am I am a student.

2. your / What / name / is What is your name?

3. name / is / My / Alex My name is Alex.

BLOG

E Complete your passport to Wonderland.

Passport to Wonderland

My name is _____

Your photo or picture

I'm _____ years old.

Wonderland

I live in _____

The name of my school is _____

Signature



Lesson 3

A Read and match.



h o
c s
l a s s r o
s l o
u o



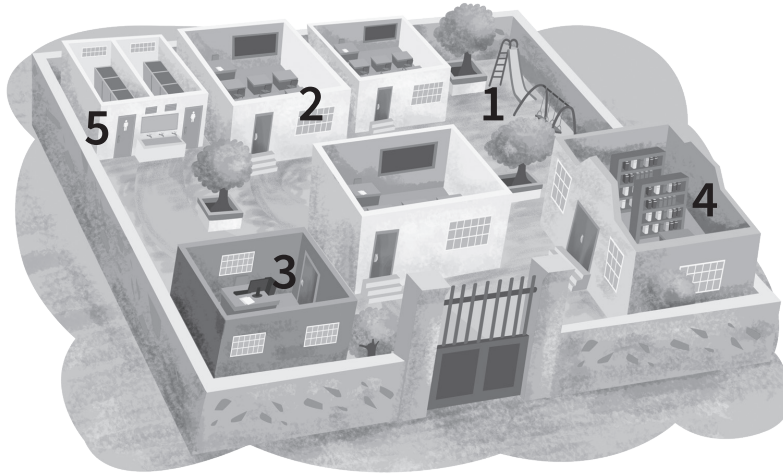
a t h r
p o
u o



B Read and draw. *Answers will vary.*



C Look at the plan and write sentences.




1. This is the playground.
2. This is the classroom.
3. This is the office.
4. This is the library.
5. This is the bathroom.

D Draw the most popular place at school. *Answers will vary.*



BLOG

E Draw a new place you want to have at school.



A Read and match.



1. It's my _____ birthday.
2. How old _____ wish.
3. I'm _____ are you?
4. Make a _____ seven.

B Solve the puzzle.
Look at the numbers.


			3 ↓		1 ↓	
		2 →	T	W	O	
			H		N	
5 ↓	4 →	F	O	U	R	E
		I		E		
		V	6 ↓	S	E	8 ↓
	7 →	E		S	E	V
				I		E
				X		G
						H
					10 →	T
						E
						N

Surrounding numbers: 9, 4, 8, 3, 2, 6, 1, 5, 10, 7

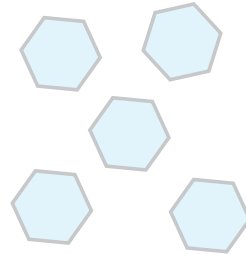
C Count and write the numbers.




3



7




5



9



5




10

D How old are the children? Draw the candles.




I am five years old.



I am eight years old.


BLOG

E Write about your birthday party. Draw two games you play to have fun.




Lesson 5

A Make drawings and answer the questions. *Answers will vary.*



What are they?
They're _____.



What is it?
It's a _____.

B Look and guess. Circle the correct answers.



Is it a pen? Yes, it is. No, it isn't.



Is it a ruler? Yes, it is. No, it isn't.

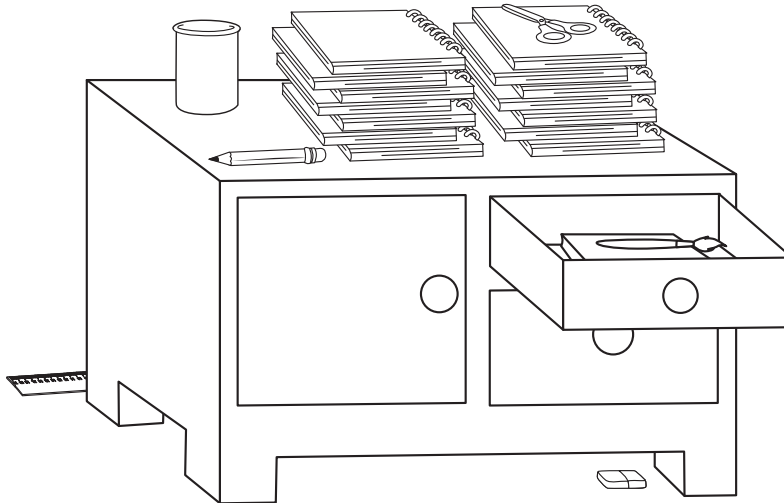


Is it paper? Yes, it is. No, it isn't.



Is it a pencil? Yes, it is. No, it isn't.

C Color the school objects. Write the sentences. Look at the example.




1. It's a paintbrush.
2. It's an eraser.
3. It's a pencil.
4. It's a ruler.
5. They're notebooks.
6. They're scissors.

D Draw your favorite activity in the classroom. *Answers will vary.*



BLOG

E What objects can you find in a stationery store? Cut out and paste.



A Match small and capital letters.

B Sing the Alphabet song and write the letters.

A B C D E F G H I J K L M N O P Q R S T U

V W X Y Z

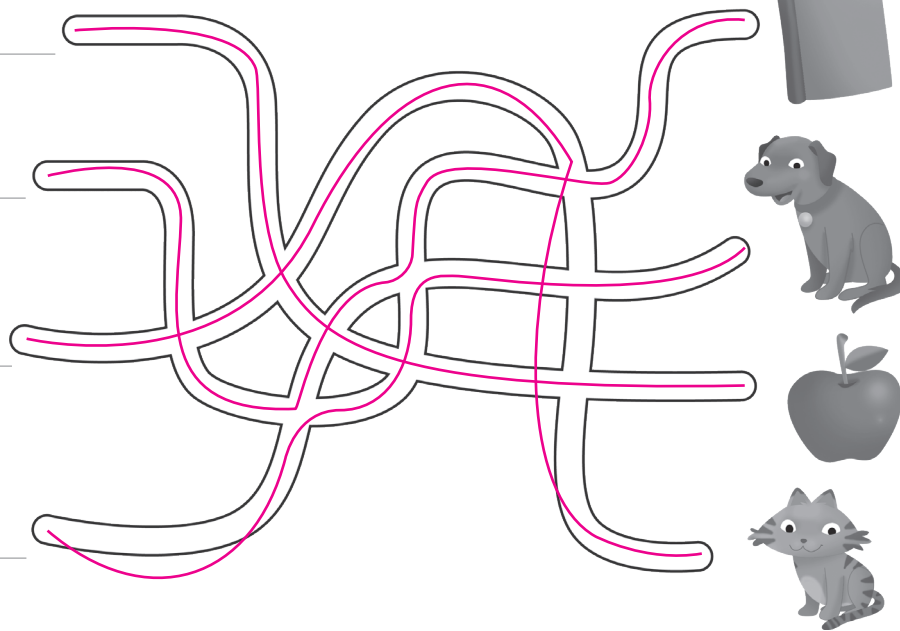
C Match and write the initial letter of the object.

A _____

B _____

C _____

D _____



D Write the names of objects that start with the letters below. Draw pictures. *Answers will vary.*

A _____

M _____

F _____


C _____

E _____



BLOG

- E** You have a new cat. Give it a name that starts with any of the vowels.
Draw and color your cat. Write its name. *Answers will vary.*



Lesson 7

A Read and match.

1. I _____ a. his
2. you _____ b. my
3. he _____ c. her
4. she _____ d. their
5. we _____ e. your
6. they _____ f. our

B Look at the pictures and complete the sentences.

1. This is my



newspaper

2. This is her



briefcase

3. This is his



pencil case

4. This is our



book

C Read and complete with words in the box.

their my his her


1. I'm Katy and this is _____ **my** _____ brother.
2. My brother is John, and this is _____ **his** _____ book.
3. This is my sister, and this is _____ **her** _____ backpack.
4. This is my mother and this is my father. This is _____ **their** _____ house.

D Order the words and write sentences.

1. book / is / her / This _____ **This is her book.** _____.
2. is / This / backpack / his _____ **This is his backpack.** _____.
3. paint / This / their / is _____ **This is their paint.** _____.
4. my / is / pencil case / This _____ **This is my pencil case.** _____.

BLOG

E Draw and color your pencil case.



A Read and match.

1. Stand



up!

2. Sit



down!

3. Jump



forward!

4. Open



the book!

B Write the instructions.



Open the book!



Jump forward!



Sit down!



Stand up!

C Read and circle /p/ red if it is at the beginning, and blue if it is at the end.

1. map p blue

2. pen

3. pencil

4. jump p

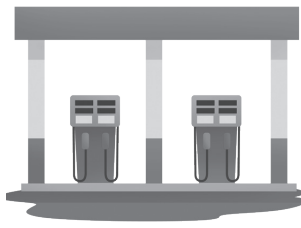
5. play




D Write three instructions to go from the house to the library.



library



gas station




park



pet shop



fountain



house

1. *Answers will vary.* _____

2. _____

3. _____

BLOG

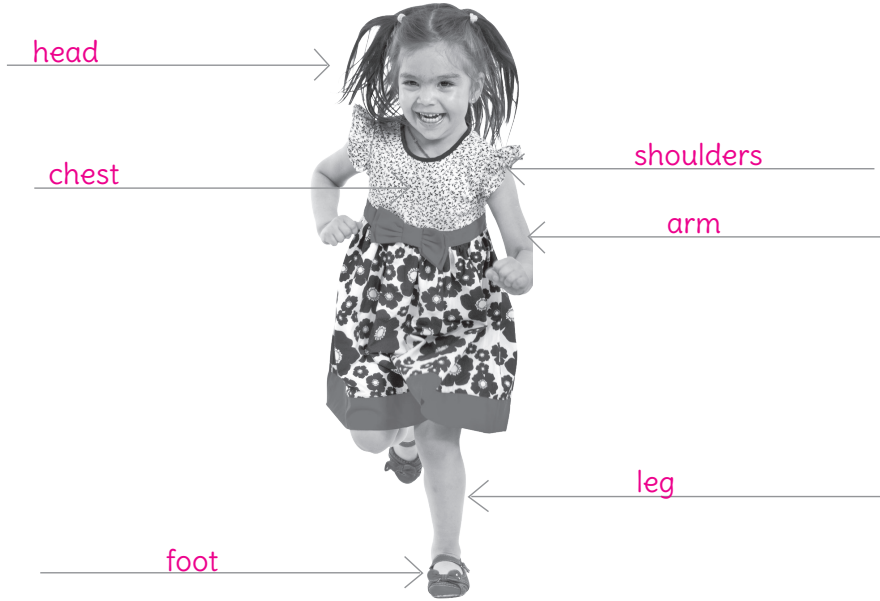
E What do you do on the weekends?



UNIT 2 The body

A Look and label.

head shoulders chest arm leg foot



B Match and complete the information. Write the sentences.

I have

- one
- two
- three

- feet.
- stomach.
- shoulders.
- neck.




1. I have two _____ feet.
2. I have one _____ stomach.
3. I have two _____ shoulders.
4. I have one _____ neck.

C Now, write a sentence about yourself. *Answers will vary.*

I have _____

D Read and follow the instructions.

1. Mark the head bone with a red check.
2. Mark the leg bones with a blue check.
3. Mark the arm bones with a yellow check.
4. Mark the hand bones with a green check.



E Write the words in plural.

Singular	Plural
1. finger	<u>fingers</u>
2. hip	<u>hips</u>
3. toe	<u>toes</u>
4. knee	<u>knees</u>
5. arm	<u>arms</u>

F Draw one of the words above. Label it. *Answers will vary.*



BLOG

G Draw or write what you now know about the body.

A large rectangular frame with a decorative border. The border is composed of various blue patterns: a top row with a sequence of dots, diagonal stripes, vertical stripes, diamonds, horizontal stripes, and diagonal stripes; a left vertical column with diagonal stripes, horizontal stripes, diamonds, vertical stripes, horizontal stripes, diagonal stripes, and dots; a right vertical column with vertical stripes, dots, diagonal stripes, horizontal stripes, diamonds, horizontal stripes, horizontal stripes, and diagonal stripes; and a bottom row with diagonal stripes, horizontal stripes, diamonds, vertical stripes, diagonal stripes, and dots.

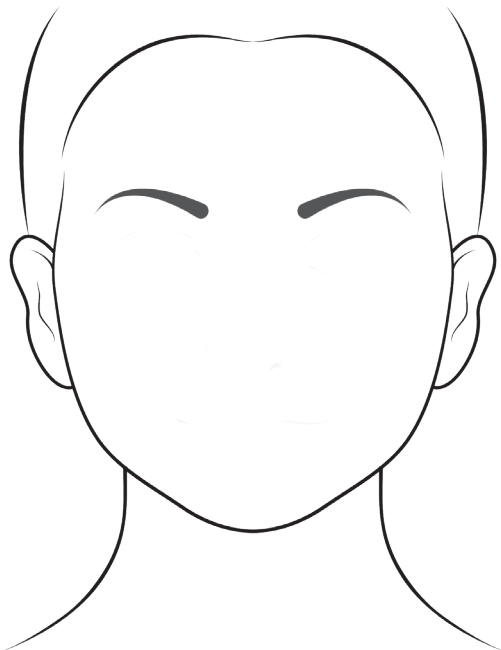
A Read and complete.

this

these

1. What's this? It's a  nose.2. What's this? It's an  ear.3. What's this? It's a  mouth.4. What are these? They're  eyes.

B Draw the missing parts on the face. Then write the words for them.

1. Eyes2. Nose3. Ears4. Mouth5. Chin

C Circle the missing letter and write it to complete the word.

1. toes

t s

2. bone s

t s

3. tummy

t s

4. leg s

t s

5. tooth

t s

6. shoulder s


t s

D Read and circle.

1. I'm Snow White / I'm the Queen.

2. I'm the Mirror / I'm the Prince.

3. I'm the Prince. / I'm the Queen.



BLOG

E Draw or write about your favorite character from the story.



Lesson 3

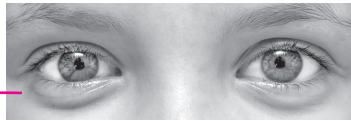
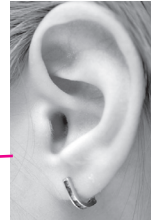
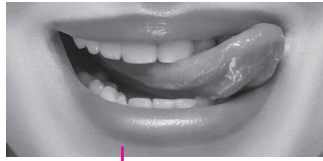
A Read and match.

1. see

2. hear

3. touch

4. taste



B Look and complete the sentences.

hear

touch

taste

see

1. I touch a cat. It's soft.



2. I taste ice-cream. It's sweet.



3. I hear a bell. It's loud.




4. I see a rose. It's beautiful.



C Draw something you smell.

Answers will vary.



D Label the objects.



salt



lemon



sugar



coffee

E Read and circle **True** or **False**. Correct the false statements.

1. We taste with the tongue.

True

False

2. We hear with the eyes.

True

False

We hear with the ears.

3. We smell with the ears.

True

False

We smell with the nose.


4. We touch with the hands.

True

False

BLOG

F Make a collage about the senses and write sentences about them.



A Find the words for the cardinal numbers.

5	O	N	E	E	T	T	E	N	6
	A	B	C	T	W	O	E	F	1
9	G	S	S	E	V	E	N	H	4
	S	I	X	C	D	F	G	O	8
7	M	N	O	F	I	V	E	S	
	P	Q	R	E	I	G	H	T	
2	N	I	N	E	T	U	V	W	
	X	F	O	U	R	Y	Y	Z	
10	A	B	C	T	H	R	E	E	3

B Write words for the ordinal numbers. Look at the example.

1ST First

4TH Fourth

3RD Third

6TH Sixth

8TH Eighth

2ND Second

C Unscramble the sentences.

1. body / mouth / has / one / The The body has one mouth .

2. has / The / two / face / ears The face has two ears .

3. hand / fingers / has / five / The The hand has five fingers .

4. has / foot / five / The / toes The foot has five toes .

5. Write your own sentence: Answers will vary. .

D Follow the instructions and draw a monster. Answers will vary.

1. It has two heads.
2. It has four eyes.
3. It has five ears.
4. It has one mouth.
5. It has seven feet.



BLOG

E Draw or write about your body and bones.



Lesson 5

A Draw the sports equipment you need for the sports below. *Answers may vary.*

1. Basketball	2. Soccer	3. Tennis
4. Swimming	5. Chess	6. Cycling

B Read and match.

- | | | |
|----------|--|------------|
| 1. Play | | ballet. |
| 2. Dance | | a ball. |
| 3. Ride | | a bicycle. |
| 4. Throw | | chess. |

C Now write the complete sentences. *Answers will vary.*

1. _____ .
2. _____ .
3. _____ .
4. _____ .

D Find the different sentences and write them again.



1. Run with your legs .
2. Kick the ball .
3. Don't touch the ball with your hands .

This sport is soccer .

E Complete the words. Color the pictures.

1.

C	A	T
---	---	---




2.

C	U	P
---	---	---




3.

C	O	W
---	---	---



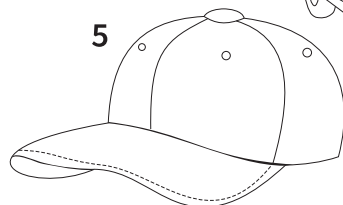
4.

C	A	R
---	---	---



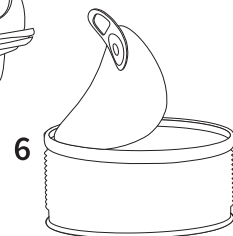
5.

C	A	P
---	---	---



6.

C	A	N
---	---	---




BLOG

F Invent a name for a new sport: ballet and karate. What are the rules?

A large rectangular writing area with a decorative blue border. The border features various patterns: a top row with dots, diagonal stripes, vertical stripes, and diamonds; a right side with vertical stripes, a section with dots, and a solid blue section; a bottom row with vertical stripes, diamonds, vertical stripes, and dots; and a left side with diagonal stripes, vertical stripes, diamonds, vertical stripes, a section with dots, and a solid blue section. The central area contains ten horizontal lines for writing.

A Match the rhyming words.



B Draw faces for the following.



happy




sad



angry



asleep

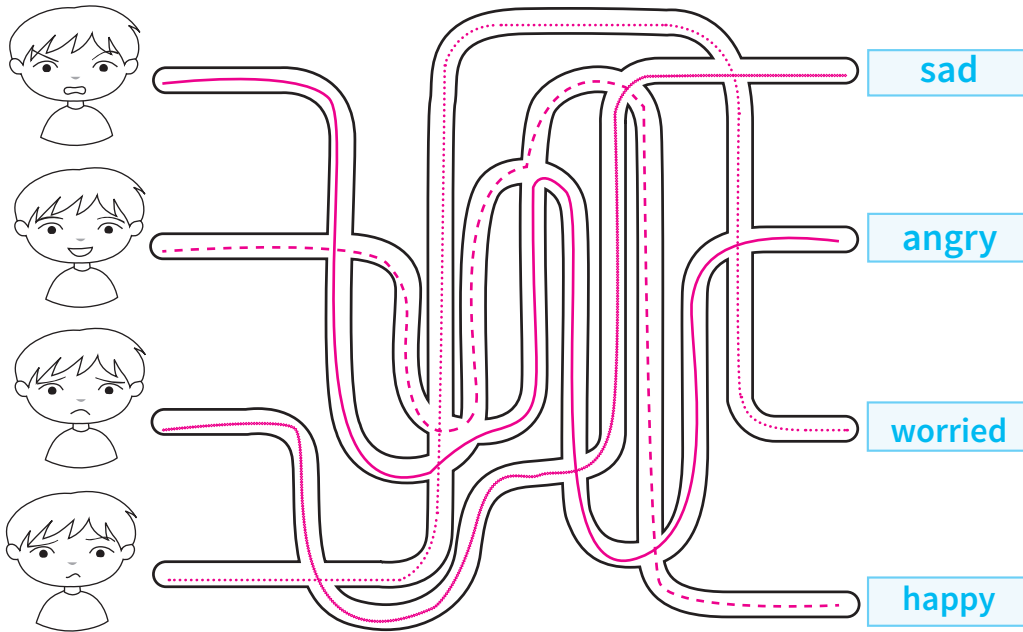


bored







worried



C Match the feelings to the words.






D Draw the feelings.



 I am happy  today.

 Oh! I am sad  .

 Why are you sad  ?

 Because I have a lot of homework.

 I'm bored  because I don't have any.

 Oh! I am worried  because I have a lot.

BLOG

E Write and draw how you feel on your birthday. *Answers will vary.*

A large, empty rectangular box with a double blue border, intended for students to write and draw their feelings about their birthday. The box is centered on the page and occupies most of the middle section.

Lesson 7

A Read and match.

- | | |
|----------|-----------|
| 1. Do | TV. |
| 2. Eat | a sport. |
| 3. Take | well. |
| 4. Watch | a book. |
| 5. Read | water. |
| 6. Drink | a shower. |

B Write four instructions for a friend. *Answers will vary.*

1. _____.
2. _____.
3. _____.
4. _____.

C Draw and color one instruction. *Answers will vary.*



D Read the instructions. Circle H (home) or S (school).

1. Wash the dishes. H S
2. Don't eat in the classroom. H S
3. Put your books in your schoolbag. H S
4. Make your bed. H S
5. Feed the dog. H S

E Number the days of the week in order.

___ 2 ___ Tuesday

___ 5 ___ Friday

___ 4 ___ Thursday

___ 7 ___ Sunday


___ 6 ___ Saturday

___ 1 ___ Monday

___ 3 ___ Wednesday

BLOG

F Write about healthy and unhealthy habits you have.



A Look and answer.




1. What's for dinner? There are hamburgers, a pizza and some fries.
2. What's to drink? There are some cartons of juice.
3. What's for dessert? There's a cake.

B Circle **True** or **False** about the story.

1. The food is all healthy. True False
2. The food is all unhealthy. True False
3. The dog has special dog food. True False
4. Dad and his son eat the cake. True False

C Look at the food and circle the healthy food.



D Circle the correct words.

1. There is / are a / an / some apple.



2. There is / are a / an / some oranges.



3. There is / are a / an / some banana.



4. There is / are a / an / some fries.



5. There is / are a / an / some hamburgers.



BLOG

E Draw and write what you have for dinner.



A Draw animals. Then, write sentences using the words in the box.

this

these

that

those



1. This / That _____ is the Answers will vary.
2. These / Those _____ are the _____.
3. These / Those _____ are the _____.
4. This / That _____ is the _____.
5. Answers will vary.

B Find the words for mammals. There are 5.



D	O	L	P	H	I	N	N	E
A	B	D	W	W	H	A	L	E
O	T	T	E	R	Y	Z	A	B
D	A	B	B	E	A	R	R	S
G	I	R	A	F	F	E	F	H
I	J	K	L	M	N	O	P	Q

C Read and match.



These are very big mammals.

These are very cute mammals.

These are very intelligent mammals.

D Read the sentences and circle **T** (True) or **F** (False).

1. Dolphins live in water.
2. Otters are cute animals.
3. Whales are not mammals.
4. Baby whales drink milk.
5. Giraffes live in water.


<input checked="" type="radio"/> T	<input type="radio"/> F
<input checked="" type="radio"/> T	<input type="radio"/> F
<input type="radio"/> T	<input checked="" type="radio"/> F
<input checked="" type="radio"/> T	<input type="radio"/> F
<input type="radio"/> T	<input checked="" type="radio"/> F

E Draw your favorite mammal. *Answers will vary.*




BLOG

F Write (or draw) what you now know about your favorite mammal.



A Look and write.



1. Is it a lizard?



2. Is it a chameleon?



3. Is it a turtle?



4. Is it a python?

B Write the words in the chart.

big small brown black white yellow green long wide tall

colors

brown

black

white

yellow

green

sizes

big

small

long

wide

tall

C Draw a tall brown animal with small ears and long whiskers.

Answers may vary.

D Write the letters according to the numbers. Solve the mystery and write the animal.

A	B	C	D	E	F	G	H	I	J	K	L	M
1	2	3	4	5	6	7	8	9	10	11	12	13
N	O	P	Q	R	S	T	U	V	W	X	Y	Z
14	15	16	17	18	19	20	21	22	23	24	25	26

- It is 2, 9, 7. **BIG** _____
- It is 9, 14, 20, 5, 12, 12, 9, 7, 5, 14, 20. **INTELLIGENT** _____
- It is 7, 18, 1, 25. **GRAY** _____
- It's an 5, 12, 5, 16, 8, 1, 14, 20. **ELEPHANT** _____

E Read and match.



- It has a rattle on its tail. 1 rattlesnake
- It's small and green. 4 crocodile
- It has lots of colors. 2 lizard
- It's big with a big mouth. It's dangerous. 3 chameleon

BLOG



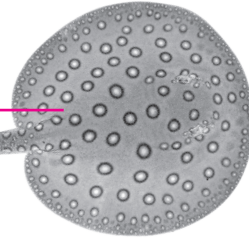
F Draw or write about your favorite reptile.

A large rectangular frame with a decorative border. The border consists of a repeating pattern of blue stars and shapes. The top and bottom edges feature a row of larger, solid blue stars. The left and right vertical edges are decorated with a mix of smaller, light blue stars and larger, solid blue stars. The interior of the frame is blank, providing space for drawing or writing.

Lesson 3

A Read and match.

1. seahorse
2. puffer fish
3. stingray
4. hammerhead



B Look and write.

tiny small medium big



medium



tiny




small



big

C Draw your favorite fish. Answers will vary.



D Read and draw.

<p>It is a small orange and white clownfish.</p>	<p>It is a tiny yellow seahorse.</p>
<p>It is a big blue stingray.</p>	<p>It is a medium brown puffer fish.</p>

E Unscramble the words and write the sentences.

1. a / tiny / It's / fish / green

It's a tiny green fish .

2. fish / a / medium / It's / gray

It's a medium gray fish .

3. a / big / It's / fish / white


It's a big white fish .

4. small / It's / brown / a / fish

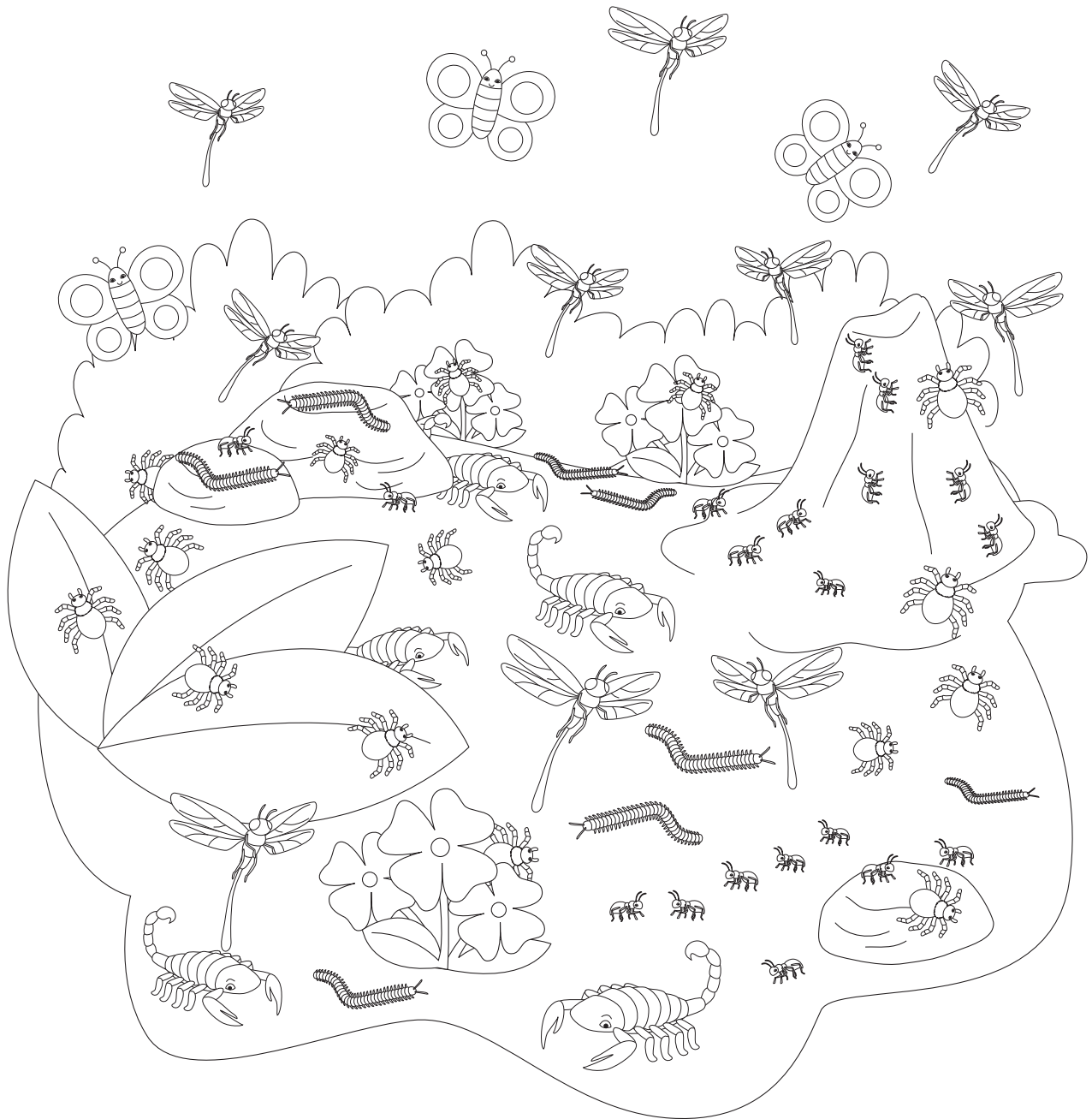
It's a small brown fish .

BLOG

F Make a collage of fish and write words about them.



A Find, color and write how many.



1. 5 scorpions

2. 8 centipedes

3. 10 dragonflies

4. 14 tarantulas

5. 19 ants


6. 3 butterflies

B Read the words aloud in the correct order. Write the numbers next to the words.


seventeen¹⁷ nineteen¹⁹ fifteen¹⁵ eleven¹¹
twelve¹² ten¹⁰ sixteen¹⁶ twenty²⁰
thirteen¹³ eighteen¹⁸ fourteen¹⁴

C Draw, read and color.

It's a big black tarantula.



It's a big yellow butterfly.



BLOG

D Draw or write about your favorite bug.

A large, empty rectangular frame with a blue border, intended for drawing or writing about a favorite bug. The frame is composed of two parallel blue lines, one solid and one with a fine dotted pattern, creating a wide border around a large white central area.

Lesson 5

A Unscramble the letters and write the words. Match them to the pictures.

1. g/o/r/f

frog

2. n/a/l/a/s/a/d/m/e/r


salamander

3. a/o/o/l/x/l/t

axolotl

4. s/r/t/e/i/p/s

stripes



B Read and match.

1. The poison frog

has yellow spots.

2. The Mexican axolotl

has black and yellow stripes.

3. The spotted salamander

has pink arms and legs!

4. The bumblebee frog

has stripes and spots.

C Read and color.



It is black with blue stripes.



It has yellow spots.

D Read and write the rhyming words.

pool log bug lot

1. cool _____ *pool*
2. frog _____ *log*
3. glub _____ *bug*
4. spot _____ *lot*

E Draw your favorite amphibian. *Answers will vary.*



BLOG

F Find out about two amphibians. Draw where do they live and what markings do they have?

A large rectangular frame with a decorative border. The border is composed of various blue patterns: dots, diagonal stripes, vertical stripes, and diamonds. The interior of the frame is blank white space for drawing.

A Label the pictures.



penguin



flamingo



ostrich



hummingbird

B Read and circle T (True) or F (False).

1. Penguins can't fly.
2. Penguins can't swim.
3. Penguins can walk.
4. Penguins have webbed feet.
5. Penguins live on ice.

T

F

T

F

T

F

T

F

T

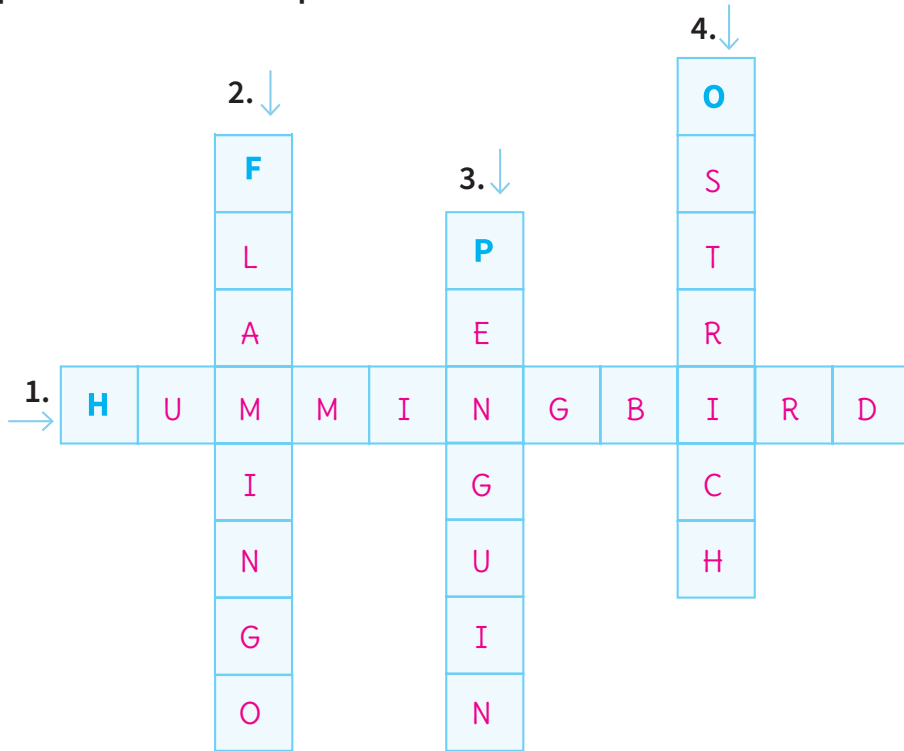
F

C Draw your favorite bird and write what it can do.

Answers will vary.



D Complete the crossword puzzle. Write the name of the birds.



1. It can fly backwards. Hummingbird
2. It can walk, run fast and fly. Flamingo
3. It can swim and walk but it can't fly. Penguin
4. It can run fast but it can't fly. Ostrich

E Match the ways to cook eggs. Circle your favorite style.



BLOG

F Write and draw how you like your eggs for breakfast.

A large rectangular frame with a blue border and a dotted pattern, intended for writing and drawing.

Lesson 7

A Read and match.


1. Turtles	eat	jellyfish.
2. Starfish		in warm waters.
3. Octopuses	live	on land and in water.
4. Crabs		algae.

B Read and write the answers.



Yes, they can **No, they can't**

1. Can squid grow to be more than 18 meters long? Yes, they can.
2. Can jellyfish think? No, they can't.
3. Can crabs walk sideways? Yes, they can.
4. Can starfish eat octopuses? No, they can't.
5. Can squid see in dark waters? Yes, they can.

C Draw a starfish. Color it and decorate it. *Answers will vary.*



D Read and number the sentences in order.



1. The scientist goes on a ship to find a monster. The monster is a submarine. The Captain is Nemo.
2. The ship sinks. Captain Nemo rescues the scientist.
3. The Captain and the scientist travel and see ocean animals.
4. A giant squid attacks the submarine.

E Complete with **j** or **g**.

1. J ellyfish
2. G orilla
3. J osh
4. G iraffe
5. G iant

BLOG

F Draw and write about your favorite scene from *20,000 Leagues Under the Sea*.

A large rectangular frame with a blue border decorated with white circles and horizontal stripes, intended for drawing and writing.

A Read and match.



1. What can seals do? ————— 1. They can use their tails as blankets.
 2. What can foxes do to keep warm? ————— 2. They can swim long distances.
 3. What can polar bears do? ————— 3. They can dive deep.

B Complete the paragraph with the words from the box.

owl

ice

Arctic people

plants

The Arctic is on the north of the planet. There is only ice and snow. Trees and plants can't live there. There are some animals that can live in cold conditions like the snowy owl and caribou. People can't live in the Arctic. It doesn't belong to any country.

C Draw your favorite Arctic animal. *Answers will vary.*

D Complete the chart about the Arctic.

Flora	Animals	Weather
There aren't any plants or trees.	whale	In the winter it is
	snowy owl	extremely cold.
	caribou	In the summer it is
	polar bear	cool.

E Uncramble the letters and write the words. Draw the animals.

w/a/h/l/e whale	p/l/o/r/a b/r/a/e polar bear
l/e/s/a seal	w/o/l owl

BLOG

F Draw or write what your favorite Arctic animal eats.

A large, empty rectangular box with a blue border, intended for drawing or writing. The box is centered on the page and occupies most of the middle section. The border is a simple blue line.

A Label the pictures.



Firefighter



Doctor



Mail carrier



Police officer

B Complete with word from the box.

gives is puts out delivers helps works are

1. A police officer helps children to cross the road.
2. A firefighter is strong. He puts out fires.
He helps people and animals.
3. A mail carrier delivers letters and parcels. He works a lot.
4. A doctor gives medicine when people are sick.

C Read and unscramble the sentences about Sherlock Holmes.



1. is / detective / a / He /

He is a detective

2. He / the / plays / violin

He plays the violin

3. lives / in / London / Street / Baker / He / on / ,

He lives in London, on Baker Street


4. Dr. Watson / Sherlock / helps

Dr. Watson helps Sherlock

5. They / together / the / and / work / police / help

They work together and help the police

D Look and complete. Then, color the pictures.



S U N



R U N



M A N

BLOG

E Draw a gardener and what he does.



A Find and circle the words. Then, draw lines to the pictures.

S	T	E	E	R	I	N	G	W	H	E	E	L
S	T	R	E	A	B	M	A	I	L	B	A	G
S	B	O	A	R	D	P	E	N	A	B	C	D
S	T	E	T	H	O	S	C	O	P	E	Z	W
F	E	H	F	I	R	E	H	O	S	E	I	U
V	W	R	A	D	I	O	X	Y	Z	X	Y	A

B Match the sentences.

- The firefighter uses _____ the radio.
- The mail carrier uses _____ the firehose.
- The doctor uses _____ the steering wheel.
- The bus driver uses _____ the mailbag.
- The police officer uses _____ the stethoscope.


C Match the words to the pictures.



hammer

axe

spear



D Complete the sentences with the correct object from Activity C.

1. The axe cuts skin.
2. The hammer fixes objects.
3. The spear kills animals.

E Draw pictures for the words. Circle the final letter.

red	sad
bed	mad

BLOG

F Draw what tools you are allowed to use.

A large rectangular drawing area with a decorative blue border. The border consists of horizontal stripes and white polka dots. The interior of the rectangle is blank white space for drawing.

Lesson 3

A Read and circle True or False.

- | | | |
|-------------------------------------------------|---------------------------------------|----------------------------------------|
| 1. The firefighter works at the police station. | True | <input checked="" type="radio"/> False |
| 2. The bus driver works on a bus. | <input checked="" type="radio"/> True | False |
| 3. The police officer works on the street. | <input checked="" type="radio"/> True | False |
| 4. The teacher works in the school. | <input checked="" type="radio"/> True | False |
| 5. The mail carrier works at the bus station. | True | <input checked="" type="radio"/> False |


B Read and complete the sentences.

works

doesn't work

1. The doctor doesn't work in the fire station.
2. The mail carrier works at the mail office.
3. The nurse works at the hospital.
4. The teacher doesn't work at the police station.

C Draw and color your favorite community worker. *Answers will vary.*



D Read page 115 in the Student's Book. Then circle the correct answer.

1. Google cars have / don't have a camera on top.
2. The cameras take / don't take photographs of the streets.
3. The cameras take / don't take photographs of people.
4. Some countries have / don't have Google cars.




E Complete the missing letters and match to the pictures.

Line drawings of a lizard, a lake, and a ladybug. The lizard is on the left, the lake is in the center, and the ladybug is on the right. Pink lines connect the drawings to the word boxes below.

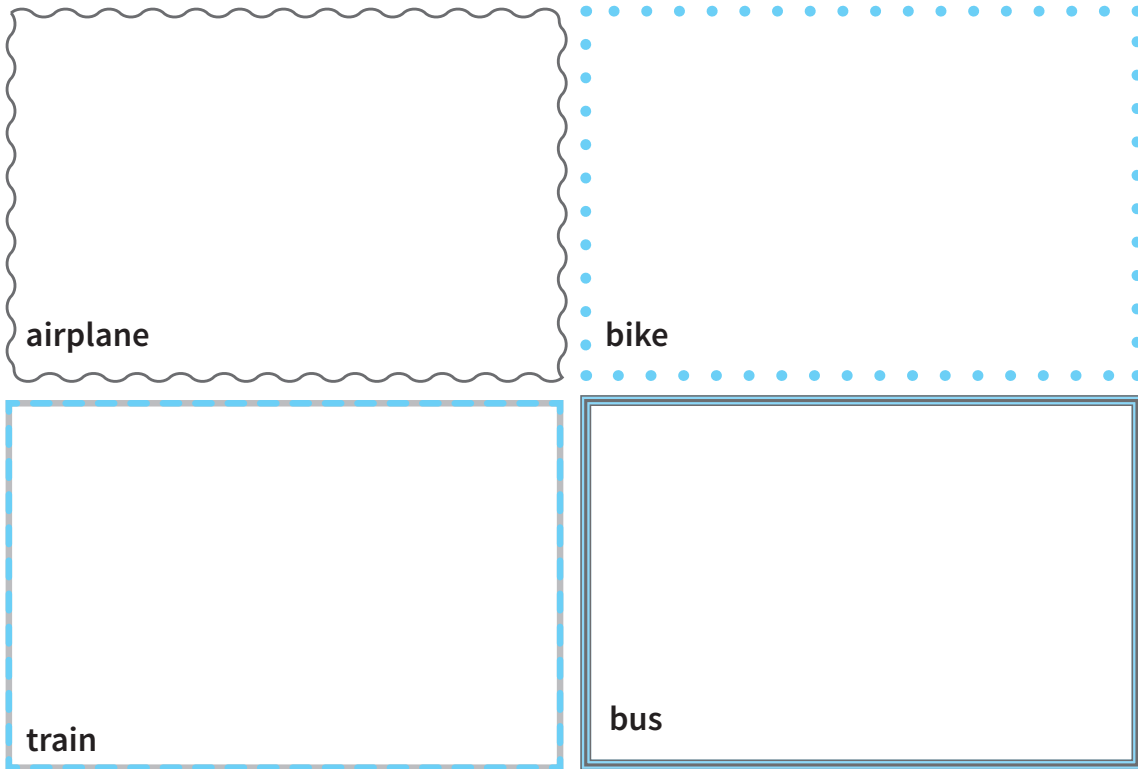
L	i	z	a	r	d	
L	a	d	y	b	u	g
L	e	g				
L	a	k	e			

BLOG

F Draw your favorite place in town. Who works there?



A Read and draw.



B Complete the missing words.

drives rides flies

1. A pilot flies an airplane.
2. A bus driver drives a bus.
3. A mail carrier rides a bicycle.

C Rewrite the sentences in the negative form.

1. A bus driver rides a bike.
A bus driver doesn't ride a bike
2. A pilot drives a bus.
A pilot doesn't drive a bus
3. A mail carrier flies a plane.
A mail carrier doesn't fly a plane

D Check the correct information.

1. A rocket is a spacecraft.



2. Firefighters travel in rockets



3. Rockets take people to the moon.



4. Special rockets go to other planets.



E Write the missing letter and circle the words that are animals.


1. G oose

2. G oat

3. G as

4. G orilla

F Draw a rocket and who flies in it. Answers will vary.



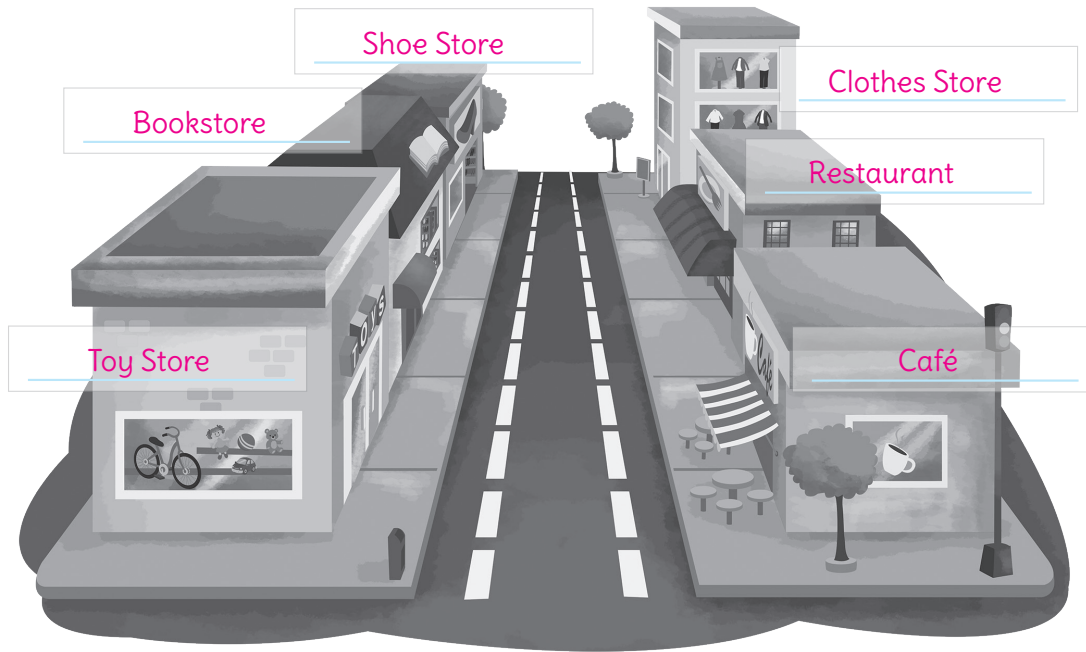
BLOG

G Draw or write about your favorite vehicle.

A large rectangular frame with a blue border, intended for drawing or writing about a favorite vehicle. The frame is composed of multiple parallel lines, creating a decorative border. The interior of the frame is completely blank, providing space for the student's response.

Lesson 5

A Look and label.

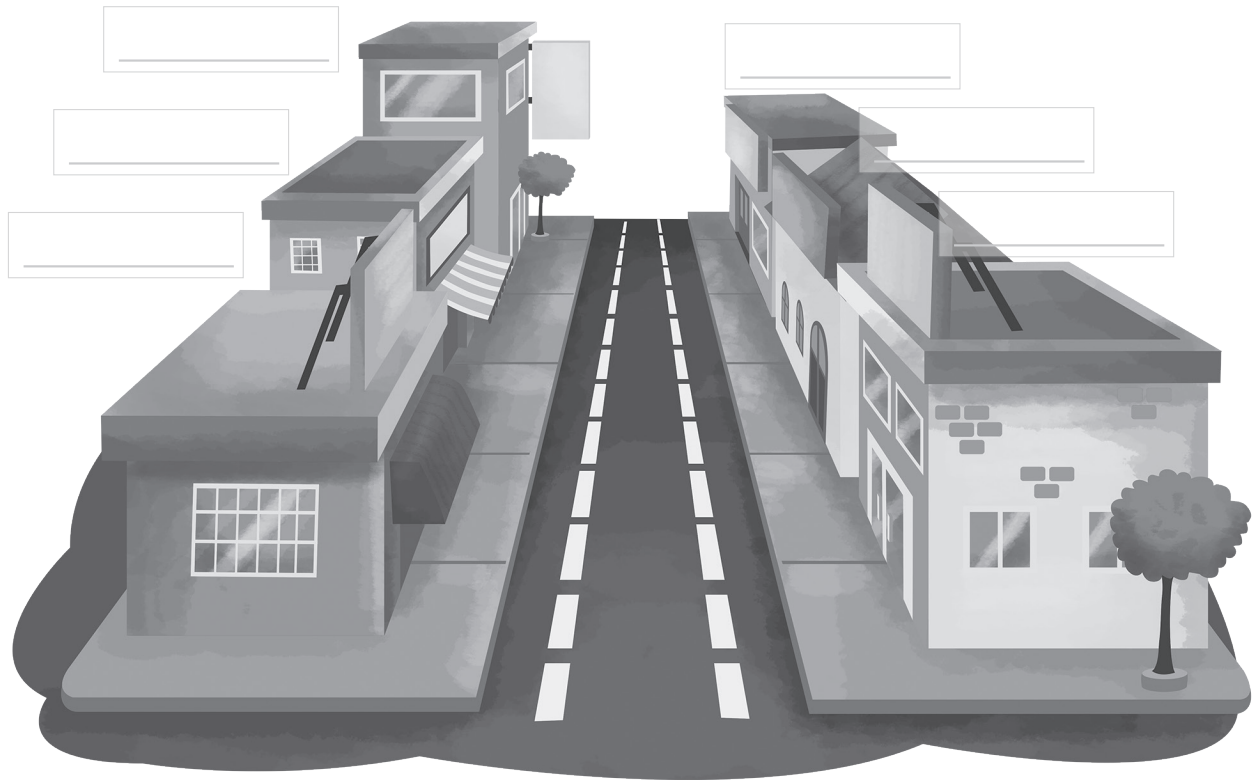


shoe store toy store restaurant clothes store café book store

B Read and circle True or False about the information in the plan above.

1. There is a café. True False
2. There is a supermarket. True False
3. There is a bookstore. True False
4. There is a train station. True False
5. There is a clothes store. True False
6. There is a police station. True False

C Label the buildings as you wish. *Answers will vary.*



D Write two sentences about the town. *Answers will vary.*

1. There is a _____.
2. There is a _____.

E Read the meaning and unscramble the letters. Write the words.


1. A number
i / n / n / e _____ *nine*
2. A part of your face
o / n / e / s _____ *nose*
3. The opposite of day
t / i / g / n / h _____ *night*
4. Where a bird lays its eggs
s / e / n / t _____ *nest*

BLOG


F Draw or write about your favorite stores.

A large rectangular frame with a decorative border. The border is composed of various blue patterns: a top row with a sequence of dots, diagonal stripes, vertical stripes, diamonds, horizontal stripes, and diagonal stripes; a left vertical column with diagonal stripes, horizontal stripes, diamonds, vertical stripes, horizontal stripes, diagonal stripes, dots, horizontal stripes, horizontal stripes, and diagonal stripes; a right vertical column with vertical stripes, dots, diagonal stripes, horizontal stripes, diamonds, horizontal stripes, horizontal stripes, horizontal stripes, horizontal stripes, and diagonal stripes; and a bottom row with diagonal stripes, horizontal stripes, diamonds, vertical stripes, diagonal stripes, and dots.


A Read and draw the pictures. *Answers will vary.*




There are some spiders.




There is a snake.




There is a dog.



There are some fish.



There is a rabbit.



There are some cats.

B Look at the pictures and write sentences. Look at the example.

1. There are some spiders.
2. There is a snake _____.
3. There is a dog _____.
4. There are some fish _____.
5. There is a rabbit _____.
6. There are some cats _____.

C Complete the crossword puzzle.

1. ↓ R

2. → T A R A N T U L A

3. ↓ U R T L E

4. ↓ S N K E

5. ↓ S C I O N

6. → G O A T

4. ↓ S N K E

6. → G O A T

1. ↓ R

2. → T A R A N T U L A

3. ↓ U R T L E

4. ↓ S N K E

5. ↓ S C I O N

6. → G O A T

1. ↓ R

2. → T A R A N T U L A

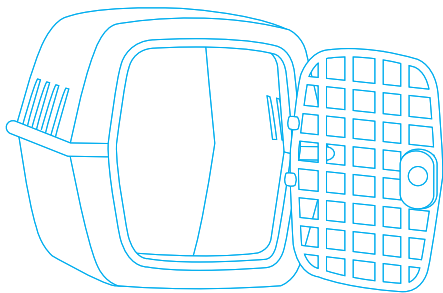
3. ↓ U R T L E

4. ↓ S N K E

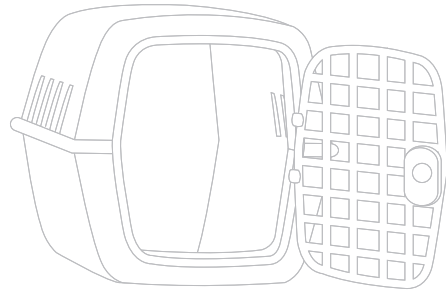
5. ↓ S C I O N

6. → G O A T

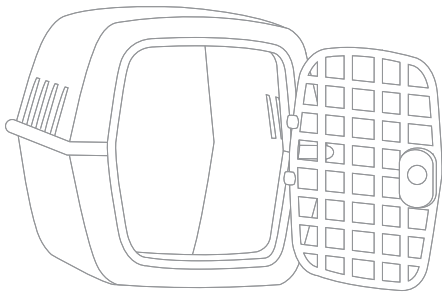
D Read and draw.



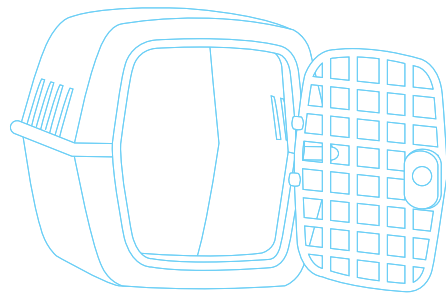
hedgehog



goat




skunk



stick insect

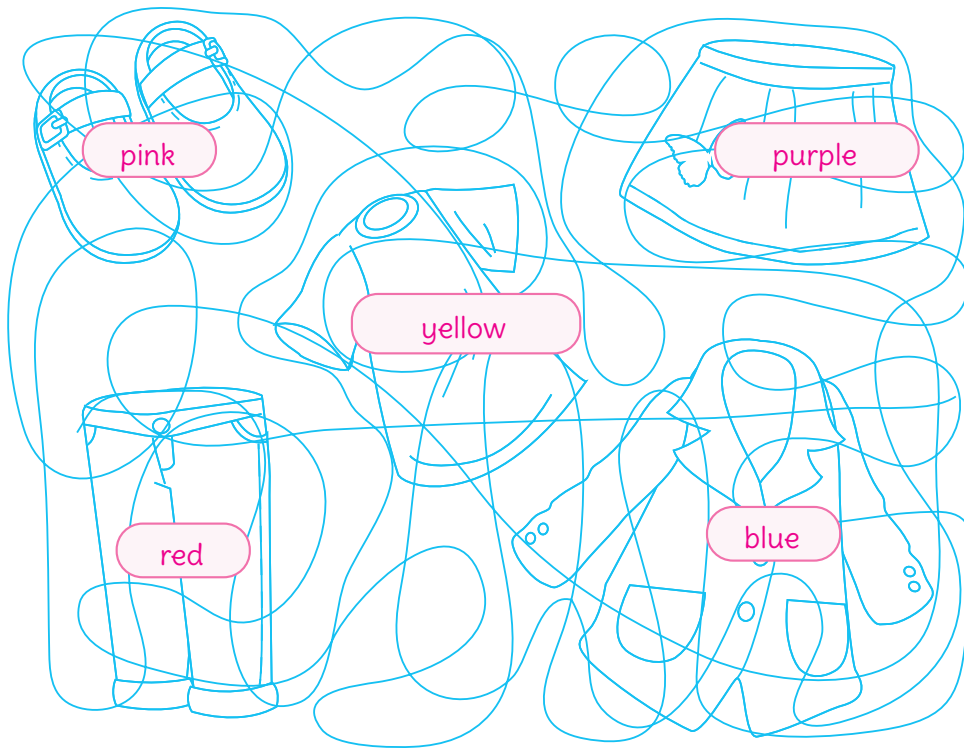
BLOG

E Draw or write about your favorite pet from this lesson.



Lesson 7

A Read, find and color.



1. Color the shoes pink.
2. Color the T-shirt yellow.
3. Color the pants red.
4. Color the skirt purple.
5. Color the coat blue.

B Read and circle.

1. There is / are some pink shoes.
2. There is / are a yellow T-shirt.
3. There is / are some red pants.
4. There is / are a purple skirt.
5. There is / are a blue coat.

C Read and complete about Activity A.

isn't

aren't


1. There aren't any blue shoes.
2. There isn't a white T-shirt.
3. There aren't any red pants.
4. There isn't an orange skirt.
5. There isn't a black coat.

D Find the hidden words and match to the pictures.

C	O	A	T	T	K	A
S	O	S	O	C	K	S
W	S	H	O	E	S	X
Z	A	S	K	I	R	T
P	A	N	T	S	S	H

BLOG

- E** Make a collage of clothes and write sentences with *There is* and *There are*.



A Read and match.


1. ball

2. bat

3. car

4. plane

5. doll



B Write the missing words.

There are some



bears

And some



skates

And also some



bikes

But there aren't any



drums

And there aren't any




kites

C Unscramble the sentences.

1. there / rope / a / is _____ *There is a rope* _____.
2. isn't / there / a / train _____ *There isn't a train* _____.
3. some / are / there / dolls _____ *There are some dolls* _____.
4. planes / there / any / aren't _____ *There aren't any planes* _____.

D Draw what is in the store according to the information in Activity C.
Color your picture. *Answers will vary.*

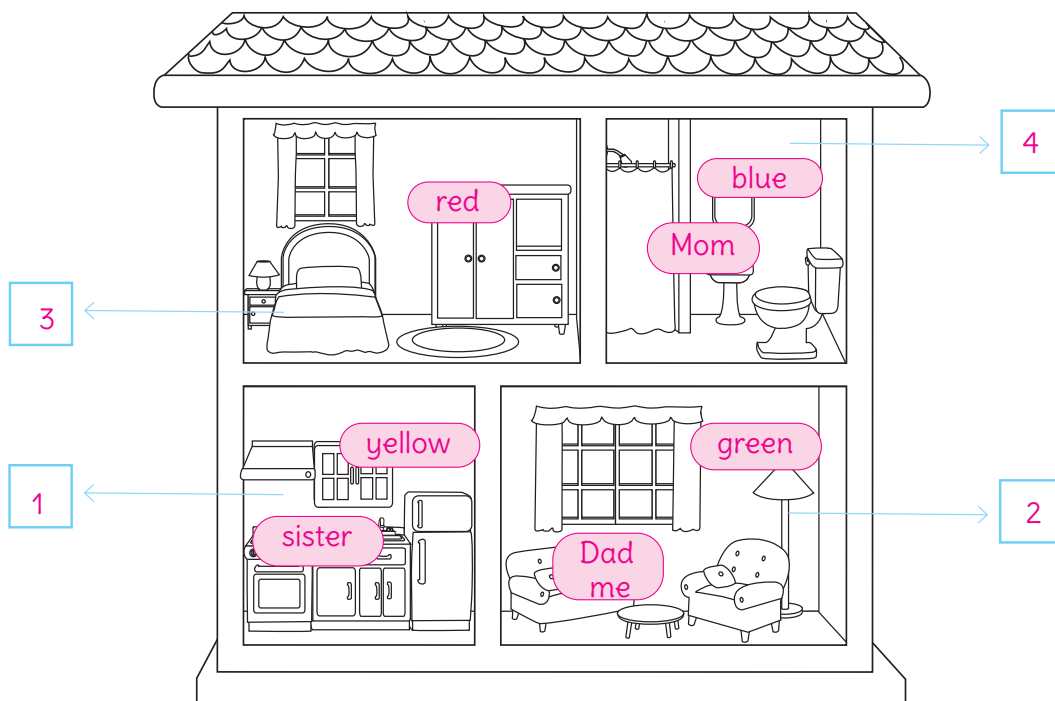


BLOG

E Draw or write about what toys you have.

A large, empty rectangular box with a blue border, intended for drawing or writing about toys. The box is centered on the page and occupies most of the middle section. The border is a simple blue line.

- A** Unscramble the letters, write the rooms and number the rooms in the plan.



1. i/t/c/h/e/n/k _____ kitchen _____
2. i/v/i/g/n/l/r/m/o/o _____ living room _____
3. e/o/d/r/b/o/m _____ bedroom _____
4. a/t/h/m/o/r/b/o _____ bathroom _____

- B** Read and follow the instructions.

1. Draw Dad in the living room.
2. Draw Mom in the bathroom.
3. Draw sister in the kitchen.
4. Draw yourself in the living room.

- C** Read and color the house from Activity A.

1. The kitchen is yellow.
2. The living room is green.
3. The bedroom is red.
4. The bathroom is blue.

D Read and number the scenes in order. Write the words for the rooms.



4 The bears arrive. She runs out of the house. She runs home.



3 She enters the bedroom.



2 She enters the living room.



1 Goldilocks enters the kitchen.

E Write the letter V and draw the pictures of the words.

v iolin

v est

v ase

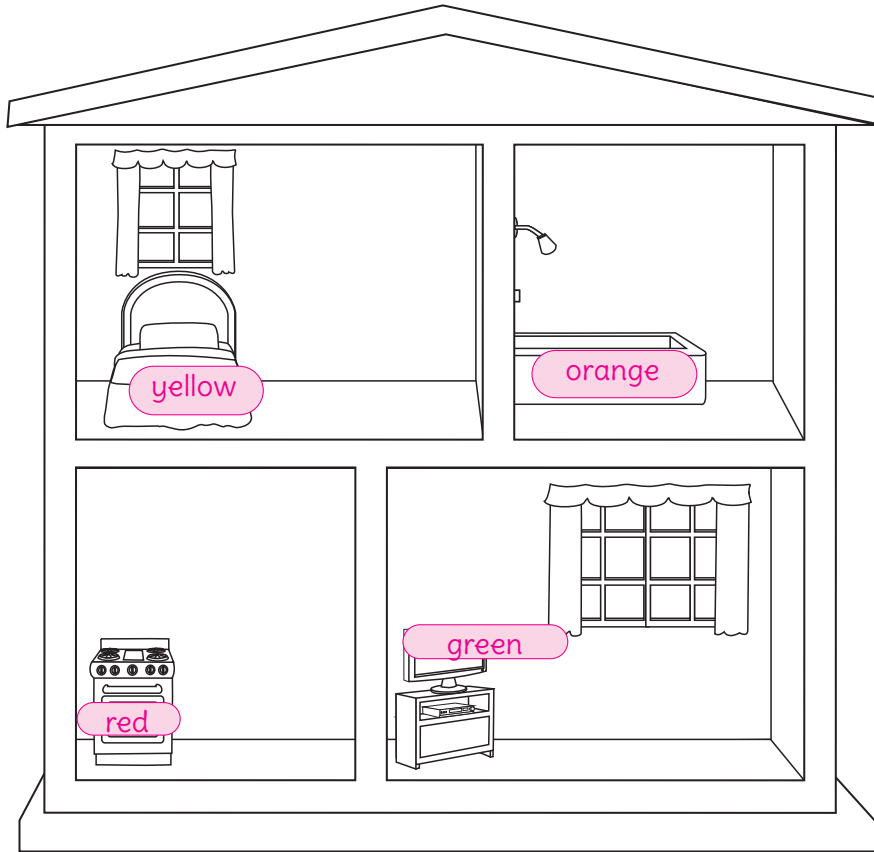
v an

BLOG

F Draw or write about what rooms there are in your house and what color they are.

A large rectangular frame with a decorative border. The border consists of a light blue background with a pattern of darker blue circles and squares. The interior of the frame is a plain white space, intended for drawing or writing.

A Read and complete the sentences. Then, color the pictures.



1. The bed in the bedroom is yellow.
2. The bathtub in the bathroom is orange.
3. The stove in the kitchen is red.
4. The TV in the living room is green.

B Read and draw the furniture in the picture. Add your favorite piece of furniture and write a sentence. *Answers will vary.*

1. There is a rug in the bedroom.
2. There is a mirror in the bathroom.
3. There is a fridge in the kitchen.
4. There is a sofa in the living room.
5. There is a _____ in the _____.

C Write sentences about your house. Use the names in the box. *Answers will vary.*

sink fridge lamp toy box toilet closet

1. _____

2. _____

3. _____

4. _____

D Draw the furniture that goes in each room. Write the names below.

Bedroom

Kitchen

Garage

Bathroom

Answers may vary.


BLOG


E Draw or write about your favorite room in your house.


A large rectangular frame with a decorative border. The border consists of a repeating pattern of blue stars and triangles of various sizes and orientations. The interior of the frame is blank white space, intended for a drawing or written text.


Lesson 3


A Solve the crossword puzzle.


1. ↓  G R A N D M A

2. ↓  S

3. ↓  I S T E S

4. →  R A N D P A

5. →  F A T H E R

6. →  B R O T H E R S

B Read and circle **This** or **These**.

1. This / These are webs.
2. This / These are the wheels on the car.
3. This / These is my mother's wig.
4. This / These is the wood we cut.

C Number the pictures according to the sentences. Color the plurals.

wood

wheels

wig

webs

D Read the description and draw the person. Write what member of the family **he** or **she** is.

My father and mother's son.

Answers will vary.

My cousin's dad.

My uncle

My father's wife.

My mother

My grandmother.

E Write sentences using the words in the box. Follow the example.
Answers will vary.

1. This is my mom. Her name is Bertha.

2. _____.

3. _____.


4. _____.

5. _____.

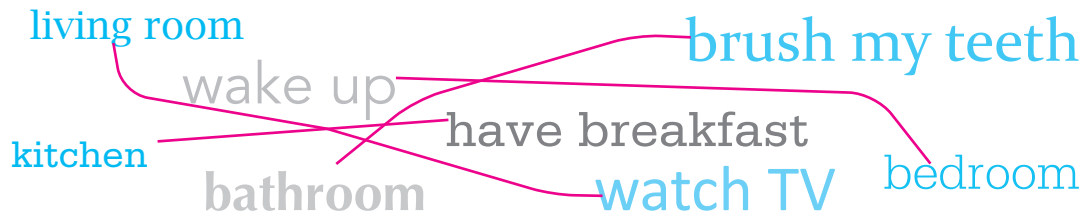
This	mom
These	brother (s)
is	sister (s)
are	dad
His	uncle
Her	cousin (s)

BLOG

F Draw your family tree.



A Read and match the actions to the rooms using different colors.



B Read and circle **True** or **False**.

1. I have breakfast in the bathroom. True False
2. I brush my teeth in the living room. True False
3. I drink water in the kitchen. True False
4. I sleep in the bedroom. True False
5. I wake up in the garage. True False

C Read the text and draw a picture. Color your picture.

In the kitchen:

- 1) Yolly and Yally, the yellow cats eat yolks on the fridge.
- 2) Mike and Mat, the orange and purple parrots do their homework on the table.

D Unscramble the sentences and rewrite them.

1. in / have / kitchen / lunch / I / the

I have lunch in the kitchen .

2. living / listen to / music / They / in / the / room

They listen to music in the living room .

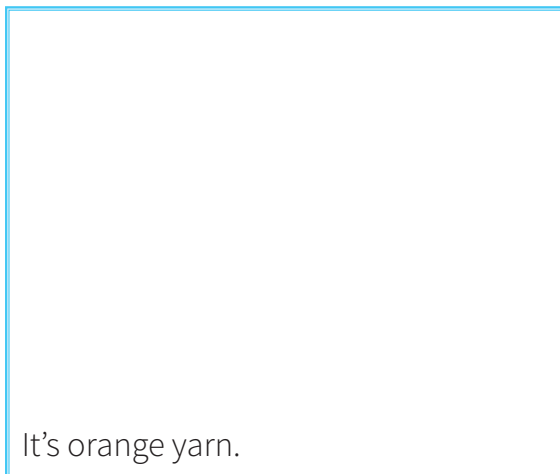
3. bedroom / play / my / in / I

I play in my bedroom .

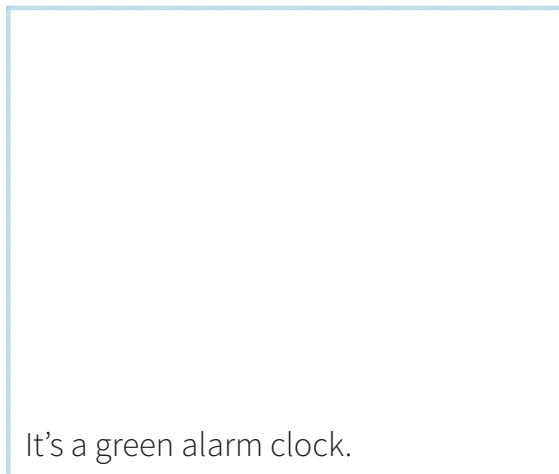
4. I / my / bathroom / hands / in / the / wash

I wash my hands in the bathroom .

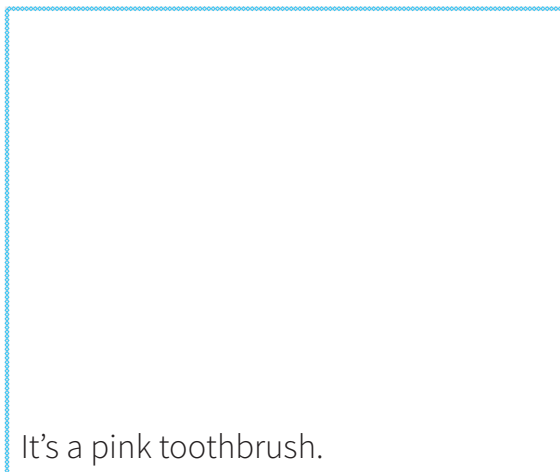
E Read, draw and color.




It's orange yarn.



It's a green alarm clock.



It's a pink toothbrush.



It's a yellow yolk.

BLOG

F Draw or write about things you like to do in your house.

A large, empty rectangular frame with a blue border, intended for drawing or writing. The frame is composed of two parallel lines, one solid blue and one with a fine hatched pattern, creating a double-line effect. The interior of the frame is completely blank white space.

Lesson 5

A Find the words for meals. There are four.

A	B	C	D	L	U	N	C	H	H
D	D	I	N	N	E	R	A	B	C
L	M	N	N	O	P	Q	R	S	T
B	B	R	E	A	K	F	A	S	T
B	R	E	D	K	F	A	S	T	T
S	A	B	S	U	P	P	E	R	R

B Read, match and draw the meals.


- 1. What's for breakfast? ————— Chicken and French fries.
- 2. What's for lunch? ————— Cereal and milk.
- 3. What's for dinner? ————— Ham sandwiches and orange juice.
- 4. What's for supper? ————— An omelet and salad.

breakfast	lunch
dinner	supper

C Write what the children like for breakfast. *Answers will vary.*

1. I am from Mexico. I like _____
for breakfast.
2. I am from Japan. I like _____
for breakfast.
3. I am from Russia. I like _____
for breakfast.

D Write the words.




box



six



fox



ox

E Draw, color, cut and paste pictures of food and drinks. Write their names. *Answers will vary.*



A Label the menu.

French fries chicken soda water
 pizza orange juice lemonade hamburger


Food



chicken



French fries



pizza



hamburger

Drink



soda



water



orange juice



lemonade

B Choose a meal and a drink from the previous exercise and draw your favorite menu. *Answers will vary.*

MENU

C Read and complete the sentences. *Answers will vary.*

like don't like

1. I _____ chicken.
2. I _____ hamburgers.
3. I _____ fish.
4. I _____ pizza.
5. I _____ orange juice.
6. I _____ eggs.

D Write the letters according to the numbers. Solve the mystery and write the place where they live.

A	B	C	D	E	F	G	H	I	J	K	L	M
1	2	3	4	5	6	7	8	9	10	11	12	13
N	O	P	Q	R	S	T	U	V	W	X	Y	Z
14	15	16	17	18	19	20	21	22	23	24	25	26

26-5-2-18-1 Zebra

7-15-18-9-12-12-1 Gorilla

16-1-14-4-1 2-5-1-18 Panda Bear

8-9-16-16-15-16-15-20-1-13-21-19 Hippopotamus

6-15-24 Fox

These animals live in the wild .

E Write another animal using the code. Give it to a friend and ask him/her to solve the mystery. *Answers will vary.*

BLOG

F Write about and draw food you like and food you don't like.

A large rectangular frame with a blue border and a dotted pattern, intended for writing and drawing. The frame is empty and occupies most of the page.

Lesson 7

A Join the dots and write the fruit.

Orange

Apple

Banana

Pear

B Unscramble the words for vegetables and match the pictures.

t/o/r/a/c/r/s

carrots

n/o/n/o/i/s

onions









m/b/u/u/r/e/c/c/s

cucumbers

t/o/p/a/t/o/s/e

potatoes

C Complete the chart. *Answers will vary.*

	apple	pear	carrot	cucumber
Anita				
Tom				
A member of your family				
You				

D Complete the sentences according to the chart.


1. Anita likes apples and carrots.
2. Tom doesn't like apples and carrots.
3. My Answers will vary. pears.
(Write which member of your family.)
4. I Answers will vary. cucumbers but I don't Answers will vary.
5. Answers will vary.

E Write 4 words that start with a C. Draw them. *Answers will vary.*

--	--	--	--

BLOG

F Draw and write about fruit and vegetables you like to eat.



A Check the instructions that you need to follow to play the board game in your Student's Book on pages 168 and 169.



Move the number of spaces with a token.



Shout the name of the student next to you.



Throw the dice.



Say the alphabet backwards.



Go back one space if you answer incorrectly.



If you answer correctly stay there.



Act like a monkey in front of the class.




Follow the instructions on the square you land on.



Get out of the classroom each time you make a mistake.

B Draw a board game you play with your family. *Answers will vary.*





C Write three instructions you need to play the board game. *Answers will vary.*

1. _____.

2. _____.

3. _____.

D Say and write the alphabet. Cut out pictures and paste them to complete the chart. *Answers will vary.*

Aa	Bb	Cc		Ee
Ff	Gg		Ii	Jj
Kk	Ll	Mm	Nn	
Pp	Qq	Rr		Tt
Uu	Vv	Ww	Xx	
Zz				

BLOG

E Draw or write what you like the most in this book.

A large, empty rectangular frame with a blue border, intended for drawing or writing. The frame is composed of two parallel lines, one solid blue and one dashed blue, creating a wide border around a large white central area.

Grammar Structures Unit 1

Personal pronouns

We use them as subjects.

I	It
You	We
He	You
She	They

Verb to be

We use *Verb to be* for: nationalities, professions, location, size, age, time, existence, color, feelings, description, quantities, and state of being (how you are) among others. For example:

Subject + Verb to be + Complement		
I	am	Japanese.
You	are	a teacher.
He	is	in Texas.
She	is	6 years old.
It	is	blue.
We	are	happy.
You	are	5 students.
They	are	sick.

Simple present

We use the *Simple present* to describe habits, facts and general information. We add an “s” to the third person singular.

Subject + Verb in simple form + Complement		
I	kiss	my mother every day.
You	eat	eggs for breakfast.
He	speaks	English.
She	lives	in Japan.
It	eats	small fish.
We	dance	every evening.
You	help	your friends.
They	travel	to school by bus.

Possessive adjectives

We use them to talk about possession.

Subject + Verb in simple form + Complement			
I	brush	my	hair.
You	eat	your	lunch.
He	brings	his	toys.

She	takes	her	bag.
It	bites	its	leash.
We	drive	our	car
You	love	your	pet.
They	brought	their	van.

Grammar Structures Unit 2

Definite and indefinite articles:

We use *a*, *an* and *the* before nouns.

We use *the* to talk about something specific.

We use *a/an* to talk about singular nouns in general.

Definite article: the	Indefinite article a/an	
The pencil is yellow.	It's a dog.	It's an apple.

Singular: ONE noun

Plural: TWO or more nouns

Singular	Plural
a boy	boys
a ball	balls
an orange	oranges

There is / There are:

We use *There is* and *There are* to talk about existence.

There is (singular)	There are (plural)
There is a lamp on the table.	There are 5 chairs in the kitchen.

Some: We use *some* to talk about the existence of something, without specifying the exact number. We use it before the plural.

Any: We use *any* to express the non-existence of something, and is used in negative sentences.

Affirmative

Some
I want some candies.
There are some pencils.

Negative

Any
I don't have any flowers.
There aren't any trees in the garden.

Grammar Structures Unit 3

Demonstrative adjectives: They change their form before plural nouns.

Singular: *that, this*

Plural: *those, these*

Adjectives + verb + complement			
Singular (near)	This	is	a monkey.
Singular (not near)	That	is	a giraffe.

Adjectives and word order:

Adjectives in English come before nouns. With two or more adjectives in a sentence, use the following order.

	1st	2nd	3rd	
<i>article</i>	<i>size</i>	<i>shape</i>	<i>color</i>	<i>noun</i>
A	small	round	green	frog
The	big		gray	elephant.

We use *can* and *can't* with singular and plural sentences. The form doesn't change.

Can: We use **can** to talk about abilities in the affirmative sentences.

Can't: We use **can't** to talk about abilities in the negative sentences.

Affirmative

	Subject + can + verb + complement
Singular	My father can drive a car.
Plural	Laura and Bruno can speak English.

Negative

	Subject + can't + verb + complement
Singular	This parrot can't talk.
Plural	Penguins can't fly.

Grammar Structures Unit 4

like + ing: We use **ing** after *like* to talk about activities we like.

Affirmative

Subject	+ like /likes	+ verb + ing	+ complement.
I	like	swimming	in the lake.
You	like	swimming	in the lake.
He	likes	swimming	in the lake.
She	likes	swimming	in the lake.
It	likes	swimming	in the lake.
We	like	swimming	in the lake.
You	like	swimming	in the lake.
They	like	swimming	in the lake.

Negative

Subject	+ don't / doesn't	+ like	+ verb + ing	+ complement.
I	don't	like	studying	biology.
You	don't	like	studying	biology.
He	doesn't	like	studying	biology.
She	doesn't	like	studying	biology.
It	doesn't	like	swimming	in the lake.
We	don't	like	studying	biology.
You	don't	like	studying	biology.
They	don't	like	studying	biology.

Interrogative

Do / Does	+ subject	+ like	+ verb + ing	+ complement?
Do	I	like	drinking	milk?
Do	you	like	drinking	milk?
Does	Enrique	like	drinking	milk?
Does	Malena	like	drinking	milk?
Does	the cat	like	drinking	milk?
Do	we	like	drinking	milk?
Do	you	like	drinking	milk?
Do	they	like	drinking	milk?

Grammar Structures Unit 5

Possessives ('s):

We use **'s** after a person or animal to indicate possession.

Jake's	car is new.
Fido's	food is expensive.
My teacher's	class is very interesting.

Possessive Pronouns:

We use *possessive pronouns* to replace possessive adjectives + nouns. For example:

This is my pen. This is **mine**.

The dog	is	mine.
The sweater	is	yours.
Those clocks	are	his.
The computer	is	hers.
The bed	is	its.
The house	is	ours.
The cat	is	yours.
The school	is	theirs.

To Have:

It changes its form to *has* in the third person singular.

Affirmative

Subject	+ have / has	+ Complement
I	have	a new house.
You	have	a brother.
He	has	a sister.
She	has	a pencil.
It	has	a blue collar.
We	have	a nice teacher.
You	have	lovely students.
They	have	10 apples.

Negative

Subject	+ doesn't / don't + have	+ Complement
I	don't have	a new house.
You	don't have	a brother.
He	doesn't have	a sister.
She	doesn't have	a pencil.
It	doesn't have	a blue collar.
We	don't have	a nice teacher.
You	don't have	lovely students.
They	don't have	10 apples.

RAINBOW of words

This brand new comprehensive, fully illustrated, six-level series is aimed at leading your primary students to develop English language and life competencies.

Rainbow of words teaches all four language skills right from the start and provides students with a broad variety of opportunities to practice what they have learned in and outside the classroom through the following benefits:

- Lively, enjoyable and achievable student-centered activities based on the Constructivist Interactive Approach that engage students in meaningful communication from the first day of class.
- Encourages students to develop English language fluency easily and in a fun way as they actively interact through interesting and engaging topics, games, songs and chants.
- Fosters self-assurance and confidence due to its gradual progressive syllabus.
- A free-response opening question encourages students to develop critical thinking skills as they express their own opinions, preferences and experiences at their own age and knowledge level.
- Interesting reading and writing tasks, which allow spelling practice and reinforcement.
- Reinforces values, which complement their social development throughout the school year.
- A Project at the end of every lesson fosters teamwork and cooperative learning.
- Attractive banners throughout the lesson, that catches students' attention into the language structures to be practiced.
- A Review presented in a fun and attractive way at the end of every unit allows for feedback and self-evaluation.

Other titles of our series



N. 11845

EDITORIAL ESFINGE, S. DE R.L. DE C.V.

Átomo 24, Col. Parque Industrial
Naucalpan, Edo. de México,

C.P. 53489

Tel.: 55 5359 1111

contacto@esfinge.com.mx