



3

Workbook  
Teacher's Edition

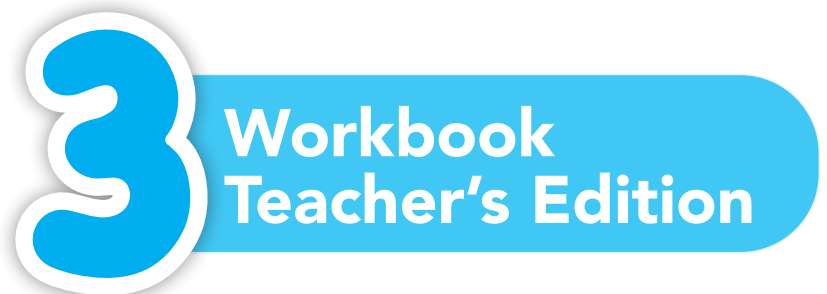


Kells  
EDUCATION



The logo features the word "RAINBOW" in large, blue, rounded letters with a white outline, set against a light blue cloud background. Below it, the words "of words" are written in a white, cursive font on a blue brushstroke background.

**RAINBOW**  
of words

A large blue number "3" with a white outline is positioned to the left of a blue rounded rectangle containing the text "Workbook Teacher's Edition" in white.

**3** Workbook  
Teacher's Edition

GENERAL DIRECTOR  
EDITORIAL DIRECTOR  
PUBLISHER  
EDITORIAL COORDINATORS  
  
EDITOR  
COVER DESIGNER  
SERIES DESIGNER  
LAYOUT  
PHOTOGRAPHS AND ARTWORK  
  
ILLUSTRATIONS  
PHOTOGRAPHY  
PROOFREADER  
EDITORIAL ASSISTANT  
PRESS COORDINATOR

Gabriel Torres Messina  
Rosa María Núñez Ochoa  
Jean Denise Salazar Wolfe  
Hened Manzur Soda, Canda Machado Garz ,  
Letra Cardinal  
Hened Manzur Soda, Letra Cardinal  
Tania Campa  
Tania Campa  
Berenice Juárez Rodríguez, Letra Cardinal  
Cristina Anguiano, Armando Alvarado,  
Hugo Hurtado  
Grupo Pictograma  
Shutterstock, Inc., Photospin, Inc.  
Yaholi González , Edith Gaxiola Aldama  
Daniela Tovar Uribe  
Daniel Israel González Ramírez

*Rainbow of words 3 Workbook Teacher's Edition*



All rights reserved:

© 2023, Editorial Esfinge, S. de R. L. de C. V.  
Átomo 24  
Colonia Parque Industrial Naucalpan  
Naucalpan de Juárez,  
Estado de México, C. P. 53489  
contacto@esfinge.com.mx

No part of this publication may be reproduced, stored in a retrieval system, or transmitted in any form or by any means, electronic, mechanical, photocopying, recording or otherwise, without the prior permission of the Publisher. Any person who does any unauthorized act in relation to this publication may be liable to criminal prosecution and civil claims for damages.

This edition first published in 2023

Every effort has been made to trace the copyright holders and we apologize in advance for any unintentional omissions. We will be happy to insert the appropriate acknowledgements in any subsequent editions.

Printed in Mexico



Respete el derecho de autor.  
No fotocopie esta obra.

**CeMPro**  
Centro Mexicano de Investigación y Promoción  
a los Derechos de Autor  
y al Comercio de Obras Creativas



# Table of Contents

---

<b>Unit 1</b>	<b>Getting it Right</b>	4
<b>Unit 2</b>	<b>A Day in the Life</b>	28
<b>Unit 3</b>	<b>From Time to Time</b>	52
<b>Unit 4</b>	<b>Extra, Extra</b>	76
<b>Unit 5</b>	<b>The Now and the Then</b>	100
<b>Grammar Structures</b>		124

---

Lesson 1

UNIT 1

Getting It Right

**A** Use the words in the box to complete the sentences.

come in    hurry up    take out    look for    look at    hand in

1. Come in ! You're late for class!
2. Everybody hurry up and find a seat, please.
3. Take out your books and turn to page five.
4. Can you wait for me? I need to look for my book.
5. When you finish, hand in the test to your teacher.
6. Look at the example on the board, and copy it into your notebook.

**B** Rewrite the sentences in the present continuous.

1. He arrives on time. He is arriving on time
2. I do my homework. I am doing my homework
3. She eats hamburgers. She is eating hamburgers
4. They shout in the classroom. They are shouting in the classroom
5. We color the pictures. We are coloring the pictures
6. I listen to my teacher. I am listening to my teacher



**C** Match the two halves to make a complete sentence.

- |                                      |       |       |   |
|--------------------------------------|-------|-------|---|
| 1. Sit                               | _____ | _____ | for Sandra. Do you know where she is?     |
| 2. I want you all to look the answer | _____ | _____ | in. I'm not ready!                        |
| 3. Are you all looking               | _____ | _____ | up when the teacher enters the classroom. |
| 4. We need to stand                  | _____ | _____ | up in the dictionary.                     |
| 5. You can't come                    | _____ | _____ | at the picture?                           |
| 6. I'm looking                       | _____ | _____ | down, please.                             |

**D** Write down five things you can do to be responsible at school. *Answers will vary.*

1. \_\_\_\_\_
2. \_\_\_\_\_
3. \_\_\_\_\_
4. \_\_\_\_\_
5. \_\_\_\_\_

**E** Draw a picture of a responsible action and an irresponsible action.

<p><i>Answers will vary.</i></p>	
----------------------------------	--


**F** Write **R** (responsible) or **I** (irresponsible) next to the sentences.

1. Simon isn't listening to his teacher. I
2. Rachel arrives at school early on Mondays. R
3. Jeremy always hands in his homework on time. R
4. Gina isn't looking at the right page in the book. I
5. Michael doesn't participate in class. I
6. Lucy is doing her homework. R


# BLOG

**G** Draw. *Answers will vary.*


1. A rule at your school.




4. How you get to school.




2. What you do in class.




5. Things you use at school.



3. What you don't like about school.



6. What you love about school.



Lesson 2

**A** Write sentences in the present continuous. Look at the example.

- I / make breakfast I'm making breakfast
- we / cook dinner We are cooking dinner
- he / wash the car He is washing the car
- Chris / clean the house Chris is cleaning the house
- we / set the table We are setting the table
- she / make the bed She is making the bed

**B** Look at the pictures and solve the puzzles.

A	B	C	D	E	F	G	H	I	J	K	L	M	N	O	P	Q	R	S	T	U	V	W	X	Y	Z
3	16			7		22	9	6			12		2			5		13							

A N N A    I S    S E T T I N G    T H E    T A B L E  
 3 2 2 3    6 1    1 7 13 13 6 2 22    13 9 7    13 3 16 12 7



A	B	C	D	E	F	G	H	I	J	K	L	M	N	O	P	Q	R	S	T	U	V	W	X	Y	Z
L	F		O			X	A	Y			P		G	I				Z	J	M					

L U I S    I S    B A T H I N G    H I S    D O G  
 P M Y Z    Y Z    F L J A Y G X    A Y Z    O I X



A	B	C	D	E	F	G	H	I	J	K	L	M	N	O	P	Q	R	S	T	U	V	W	X	Y	Z
A		P		N		O	Y						I				Z	J	E	I		S			

W E    A R E    W A S H I N G    T H E    C A R  
 S N    G Z N    S G J Y U I O    E Y N    P G Z



**C Write the questions. Look at the example.**

1. Julia is listening to pop music. What is Julia listening to?
2. Maria is traveling to Spain. Where is Maria traveling ?
3. The children are playing in the garden. Where are the children playing ?
4. Rick is riding his bike to school. What is Rick doing ?
5. I am going to the movies. Where are you going ?
6. Joe is repairing his bike. What is Joe doing ?

**D Answer the sentences with short answers.**



1. Is Martin watching TV?

Yes, he is.



3. Is she doing her homework?

No, she isn't



2. Are they washing the car?

No, they aren't.



4. Is Mom making the bed?

Yes, she is.

# BLOG



**E** Choose from the words below, and make a chant with a friend. Add more words that use the /i/ sound. *Answers will vary.*

fifty    children    little    sit    live    busy    Lizzy    dizzy

---

---

---

---

---

---



**F** Record your chant using a camera or cell phone, and play it to your classmates.





# Lesson 3

**A Complete the table.**

	affirmative	negative	question
<b>I</b>	I am working.	I am not working.	Are you working?
<b>you</b>	You are jumping.	You are not jumping.	Are you jumping?
<b>he</b>	He is dreaming.	He is not dreaming.	Is he dreaming?
<b>she</b>	She is sleeping.	She is not sleeping.	Is she sleeping?
<b>it</b>	It is snowing.	It is not snowing.	Is it snowing?
<b>we</b>	We are singing.	We are not singing.	Are we singing?
<b>you</b>	You are fighting.	You are not fighting.	Are you fighting?
<b>they</b>	They are reading.	They are not reading.	Are they reading?

**B Write the short answers. ✓ = affirmative, and ✗ = negative.**

- Are you Jimmy's sister? Yes, I am. ✓
- Is Marissa going to the movie theater with you? No, she isn't. ✗
- Are Richard and Yvonne acting in the school play? No, they aren't. ✗
- Are we looking at the right activity? Yes, we are. ✓
- Is Damien reading a comic? Yes, he is. ✓
- Are they talking to me? No, they aren't. ✗

**C Rearrange the words to make questions.**

- Peter / Is / to the cinema? / going Is Peter going to the cinema?
- they / a game? / playing / Are Are they playing a game?
- Maria / listening / to the radio? / Is Is Maria listening to the radio?
- you / Are / washing / the dishes? Are you washing the dishes?
- we / getting dressed? / Are Are we getting dressed?
- they / the windows? / Are / cleaning Are they cleaning the windows?

**D** Ask for the information in bold. Look at the example.

1. Ashley is going **to a restaurant**. Where is Ashley going?
2. **Gareth** is reading the paper. Who is reading the paper?
3. Stacey is playing **in the garden**. Where is Stacey playing?
4. **She** is wearing a red dress. Who is wearing a red dress?
5. Britney is doing **her homework**. What is Britney doing?
6. Mandy is leaving **at nine o'clock**. What time is Mandy leaving?

**E** Write the words in the correct columns.

leave    live    street    give    delete    believe    busy    dig

/ɪ/	/iː/
live	leave
give	street
delete	delete
believe	believe
busy / dig	busy

**F** Write a sentence about what each person is doing.

1. Rachel is eating a sandwich
2. Adam is reading a book
3. Sam is feeding the ducks
4. Nancy is chasing the dog
5. Laura and Janet are talking
6. James is buying ice-cream



# BLOG

**G** Write four sentences about what your family members usually do at home.

*Answers will vary.*





1. \_\_\_\_\_.

2. \_\_\_\_\_.

3. \_\_\_\_\_.

4. \_\_\_\_\_.

**H** Draw the chores. *Answers will vary.*



**I** Write about a chore you like doing. Explain why. *Answers will vary.*

---

---

---

---

---

---

**A** Find the words in the puzzle.

B	W	B	G	X	N	Q	P	Q
R	E	A	A	B	J	T	L	N
U	G	U	L	T	D	I	A	S
S	G	G	R	K	H	I	Y	E
H	I	O	R	X	I	I	I	C
I	N	I	B	S	N	N	N	N
N	I	B	U	Y	I	N	G	G
G	N	F	E	E	D	I	N	G
O	G	N	I	Y	R	R	A	C

FEEDING

BATHING

PLAYING

BRUSHING

WALKING

BUYING

**B** Complete the sentences with words from the puzzle.

- I'm (play) playing with the hamster.
- Jimmy's (walk) walking the dog.
- We're (buy) buying a pet on the weekend.
- They're (bathe) bathing the dog.
- Jenny's (brush) brushing the cat.
- She's (feeding) feeding the rabbit.

**C** Choose a pet and write six ways you need to look after it. *Answers will vary.*

- \_\_\_\_\_.
- \_\_\_\_\_.
- \_\_\_\_\_.
- \_\_\_\_\_.
- \_\_\_\_\_.
- \_\_\_\_\_.

**D** Arrange the tiles to form a sentence.

S I B   R E S   P O N   I L I   S A   A B  
 R E   T Y   P E T   I G

*Pets are a big responsibility.*

N Y   Y O U   E T   R P   E R Y   E V  
 O U   E N D   S O   F O R   D E P   N G  
 T H I

*Your pet depends on you for everything.*

N E   T I   E P   E T S   H O   D O  
 N ' T   M E   O U R   E D   S O M   M U C  
 F Y

*Some pets don't need much of your time.*


**E** Match the parts of the sentences.

- |                       |   |                            |
|-----------------------|---|----------------------------|
| 1. Jessica is looking | — | a really interesting book. |
| 2. Brian cycles       | — | the tortoise.              |
| 3. Samantha is doing  | — | early every morning.       |
| 4. My parents are out | — | sleeping.                  |
| 5. He gets up         | — | 30 km every day.           |
| 6. The baby is        | — | after her sister.          |
| 7. I'm reading        | — | shopping for groceries.    |
| 8. Rachel is feeding  | — | her homework.              |

# BLOG

**F** Write about your favorite pet. Then, draw or paste a picture of your pet.

	Answers will vary.
	
	
	
	
	
	
	
	
	
	
	



# Lesson 5



**A** Use the words in the box to complete the phrasal verbs. Use the correct form.

cut      save      clean      get      put      watch

1. "Jane, can you help me clean up the yard, please?"
2. Steven is cutting out pictures for his school project.
3. "It's cold outside! Put on a sweater."
4. Mary gets up early on weekdays.
5. Watch out! There's a car coming!
6. I'm saving up for a new guitar.

**B** Match the two halves of the sentences. Then, match them with the pictures.

1. Can I turn \_\_\_\_\_ on your coat. It's cold outside.
2. Please put \_\_\_\_\_ on the TV? I want to watch the news.
3. I want to save \_\_\_\_\_ after the puppy.
4. You need to look \_\_\_\_\_ up for new dress.





**C Rearrange words to make sentences.**

1. into / classroom / the / Come Come into the classroom
2. out / Take / pencils / your Take out your pencils
3. all / questions / the / Answer Answer all the questions
4. the / teacher / is / speaking / while / quiet / Be Be quiet while the teacher is speaking
5. your / Be / to / nice / classmates Be nice to your classmates

**D Correct the mistakes.**

1. I'm look for my pen. I'm looking for my pen
2. Jane is cutting on pictures from a magazine. Jane is cutting out pictures from a magazine
3. Mark watching a great film. Mark is watching a great film
4. Look! Graham wears a tie today. Look! Graham is wearing a tie today.
5. When the teacher enters the room, stand down! When the teacher enters the room, stand up!
6. Do you want to feeding the fish with me? Do you want to feed the fish with me?

**E Look at the picture and write what the people are doing to help the environment.**

Answers may vary.

David is watering the plants.

Mark is picking up trash.

Lily is planting a tree.

Kevin is raking the garden.

---



---



---



---



---



# BLOG

**F** What do you do to help the environment? Write four sentences and draw pictures for each. *Answers will vary.*

1. \_\_\_\_\_.
2. \_\_\_\_\_.
3. \_\_\_\_\_.
4. \_\_\_\_\_.

**A** Write the missing numbers.

<b>fifty-three</b>	<b>53</b>
sixty	<b>60</b>
<b>fifty-seven</b>	<b>57</b>
fifty-eight	<b>58</b>
fifty-four	<b>54</b>
<b>fifty-one</b>	<b>51</b>
<b>fifty-nine</b>	<b>59</b>
forty-nine	<b>49</b>
<b>fifty-six</b>	<b>56</b>
fifty-two	<b>52</b>

**B** Unscramble the sentences.

1. We / other / must / children. / help

*We must help other children*

2. are / Natural / disasters / serious. / very

*Natural disasters are very serious*

3. keep / clothes / warm. / People / to / need

*People need clothes to keep warm*

4. earthquakes / natural / disasters. / Hurricanes / are / and

*Hurricanes and earthquakes are natural disasters*

5. very / can / be / dangerous. / Weather

*Weather can be dangerous*

6. can / other / you / name? / disasters / What

*What other disasters can you name* ?

**C** Complete the crossword.

							P								
T O R N A D O							L	R E C Y C L I N G							
							L								
							U								
							T								
							I								
							O								
E N V I R O N M E N T							E								
							A								
							R								
							T								
							H								
							Q								
							U								
							A								
							K								

tornado

recycling

pollution

earthquake

environment

**D** Look at the picture. What do you think happened? Write sentences about what you can do to help. *Answers will vary.*




1. \_\_\_\_\_
2. \_\_\_\_\_
3. \_\_\_\_\_
4. \_\_\_\_\_
5. \_\_\_\_\_


# BLOG

**E** Read the questions and answer them with a drawing. Number each drawing according to the question. *Answers will vary.*


1. What kind of disasters can happen where you live?
2. What precautions can you take?
3. What happens in your neighborhood if there is a disaster?
4. How does your family help their community?
5. What do you do to help?




A large rectangular box with a blue border, intended for drawing an answer to question 1. A small square box is located in the top right corner of the main box.




A large rectangular box with a blue border, intended for drawing an answer to question 2. A small square box is located in the top right corner of the main box.



A large rectangular box with a blue border, intended for drawing an answer to question 3. A small square box is located in the top right corner of the main box.




A large rectangular box with a blue border, intended for drawing an answer to question 4. A small square box is located in the top right corner of the main box.



A large rectangular box with a blue border, intended for drawing an answer to question 5. A small square box is located in the top right corner of the main box.

# Lesson 7

**A** Look at the pictures and read the questions, then answer them. *Answers will vary.*



Possible answers:

1. What is happening in picture 1?  
 \_\_\_\_\_  
*Firefighters are putting down a fire*
2. What is happening in picture 2?  
 \_\_\_\_\_  
*They are building a house*
3. What is happening in picture 3?  
 \_\_\_\_\_  
*They are cleaning a bird*
4. What is happening in picture 4?  
 \_\_\_\_\_  
*They are saving people from a flood*

**B** Circle True or False.

- |   |      |       |
|---|------|-------|
| 1. Every year, we recycle too much waste.                   | True | False |
| 2. Recycling aluminum cans saves energy.                    | True | False |
| 3. It takes six days to recycle aluminum cans.              | True | False |
| 4. There is a line of aluminum cans that circles the Earth. | True | False |
| 5. You can't recycle bottles or paper.                      | True | False |
| 6. You can make artwork out of recycled trash.              | True | False |

**C** Write the short answers to these questions. Look at the example.



1. Who's driving a car? Pedro is driving a car
2. Who's playing with the dog? Canda is playing with the dog
3. Who's waiting for the bus? Mike is waiting for the bus
4. Who's talking on the cell phone? Anita is talking on the cell phone

**D** Find a piece of news about the environment in a newspaper or magazine. Write a summary. You can cut and paste pictures to illustrate it. *Answers will vary.*

---

---

---

---

---

---

---

---

---

---

---

---

---

---

---

---

---

---

---


---

---

---

---

---





# BLOG

E



Form groups. Think about something you can do to help people in a disaster – for example, collecting food and blankets for the poor in the winter. Decide who is collecting what and plan how you would distribute the food. Use the table to help you. *Answers will vary.*

Name	Food or blanket?

Plan for the distribution.

1. \_\_\_\_\_
2. \_\_\_\_\_
3. \_\_\_\_\_
4. \_\_\_\_\_
5. \_\_\_\_\_



Lesson 8




**A** What is happening in the picture? What can the boy do to help at home?  
Write five sentences.

The boy is playing a video game.



1. *Answers will vary.* \_\_\_\_\_
2. \_\_\_\_\_
3. \_\_\_\_\_
4. \_\_\_\_\_
5. \_\_\_\_\_

**B** Check the pictures of the actions at home that help protect the environment.



- C** Play the game. Form groups of three. You need a die and three counters. Place your counter on the **START** square. Roll the die. Move your counter the number of squares indicated by the dice. Ask the question. If you do it correctly, you stay in the square. If you don't, you go back to **START**. The first person to reach the **FINISH** square wins the game.

<b>START</b>	<b>2</b> ...do your homework?	<b>3</b> ...eat pineapple?	<b>4</b> ...go to the movies?	<b>5</b> ...stay up late?	<b>6</b> ...wear a hat?
<b>12</b> <b>Go back 2 spaces</b>	<b>11</b> Make your own question!	<b>10</b> ...ride a bike?	<b>9</b> ...eat pizza?	<b>8</b> Throw again!	<b>7</b> ...brush your teeth?
<b>13</b> ...read a book?	<b>14</b> <b>Lose a turn!</b>	<b>15</b> ...take pictures?	<b>16</b> ...play videogames?	<b>17</b> ...take the bus to school?	<b>18</b> <b>Go back 2 spaces</b>
<b>24</b> <b>Go forward 1 space</b>	<b>23</b> Make your own question!	<b>22</b> ...buy ice cream?	<b>21</b> ...get up late?	<b>20</b> ...drink juice?	<b>19</b> ...eat at a restaurant?
<b>25</b> ...play sports?	<b>26</b> ...listen to music?	<b>27</b> <b>Lose a turn!</b>	<b>28</b> ...get presents?	<b>29</b> ...go on vacation?	<b>30</b> ...play board games?
<b>FINISH</b> <b>YOU WIN!</b>	<b>35</b> ...practice English?	<b>34</b> <b>Go again!</b>	<b>33</b> Make your own question!	<b>32</b> ...watch soccer on TV?	<b>31</b> ...take a shower in the evening?

# BLOG

**D** Draw a happy face 😊 or a sad face ☹ if you like or dislike these aspects. Ask a partner, and draw the faces for him or her. *Answers will vary.*

	Me	My Partner
Collecting Food		
Delivering Blankets		
Recycling		
Making Objects		
Baking		

Which of the above is your favorite action? Why?

---



---



---



---



---



---




Lesson 1

UNIT 2

A Day in the Life

**A** Look at the information in the box and write about Super Swimmer.

Super Swimmer: 33 years old  
 lives in: Submarine City  
 gets up: 11 in the morning  
 breakfast: eggs and fruit  
 job: takes care of all submarine creatures




Super Swimmer is 33 years old. He lives \_\_\_\_\_  
 \_\_\_\_\_  
 in Submarine City. He gets up at 11 in the morning. He has eggs and fruit  
 for breakfast. He takes care of all submarine creatures.  
 \_\_\_\_\_  
 \_\_\_\_\_

**B** Write what Super Swimmer does in the evenings. *Answers will vary.*

\_\_\_\_\_  
 \_\_\_\_\_  
 \_\_\_\_\_  
 \_\_\_\_\_

**C** Draw and color your answer. *Answers will vary.*



**D Complete the sentences using the verbs in parentheses.**

1. What does a pilot do? A pilot flies planes. (fly)
2. What does a chef do? A chef cooks food. (cook)
3. What does an engineer do? An engineer builds skyscrapers. (build)
4. What does a firefighter do? A firefighter puts out fires. (put out)
5. What does a student do? A student studies English. (study)

**E Read the meanings and write the words. Find them in the wordsearch.**


1. The words an actor says. lines
2. To practice a scene. rehearse
3. A session when people take photographs. photo shoot
4. The place where TV programs are transmitted. studio
5. Another name for famous actors and actresses. What twinkles in the sky.  
star
6. A star is a famous actor or actress.

A	B	C	D	E	E	F	S	S	T	A	R
P	H	O	T	O	S	H	O	O	T	A	R
N	R	E	H	E	A	R	S	E	M	Q	P
G	H	I	J	K	L	F	A	M	O	U	S
L	L	I	N	E	S	U	V	W	X	Y	Z
S	T	U	D	I	O	O	E	I	F	G	S
R	E	E	A	R	S	E	P	H	O	T	S

# BLOG

**F** What's your favorite animal? Draw a picture of your favorite animal and write its name. Then, write some sentences about the things your favorite animal does.

*Answers will vary.*



During the day it \_\_\_\_\_.

It lives in \_\_\_\_\_.

It eats \_\_\_\_\_.

It doesn't eat \_\_\_\_\_.

At night it \_\_\_\_\_.

It is afraid of \_\_\_\_\_.

It likes \_\_\_\_\_.

It doesn't like \_\_\_\_\_.



**A** Read and circle the correct information about Billy and Susie.




<input type="radio"/>	Billy lives in England. Billy has two cat/ <u>dogs</u> . Billy eats lunch at school.
<input type="radio"/>	Billy takes the walk / <u>train</u> . Billy plays <u>soccer</u> / TV.
<input type="radio"/>	Susie lives in Mexico. Susie has a <u>cat</u> / dogs. Susie eats lunch at home.
<input type="radio"/>	Susie takes the <u>bus</u> / run. Susie practices <u>ballet</u> / cellphone.

**B** Read and complete the information about Billy and Susie.

1. Billy lives in England. He doesn't live in Mexico. (live)
2. Billy has two dogs. He doesn't have a cat. (have)
3. Susie eats lunch at home. She doesn't eat lunch at school. (eat)
4. Susie takes the bus. She doesn't take the train. (take)
5. Billy plays soccer. He doesn't practice ballet. (play)



**C Complete the crossword.**



**ACROSS**

- 1 When two or more people divide something into parts they...
- 4 Someone who is not nice or who is unkind is...
- 6 A generous act is an act of...

**DOWN**

- 2 A person without a home is called...
- 3 Someone who has good luck is...
- 4 Coins and bills are...
- 5 When you assist someone you...

# BLOG

**D** Complete the timetable for you. Then, ask and complete for a partner.

Answers will vary.

DAY PLANNER	
	My Schedule
	8:00
	9:00
	11:00
	13:00
	15:00
	17:00
	19:00
	21:00
	22:00

DAY PLANNER	
	My Partner's Schedule
	8:00
	9:00
	11:00
	13:00
	15:00
	17:00
	19:00
	21:00
	22:00

What do you do on Saturdays? \_\_\_\_\_.

What do you do on Sundays? \_\_\_\_\_.

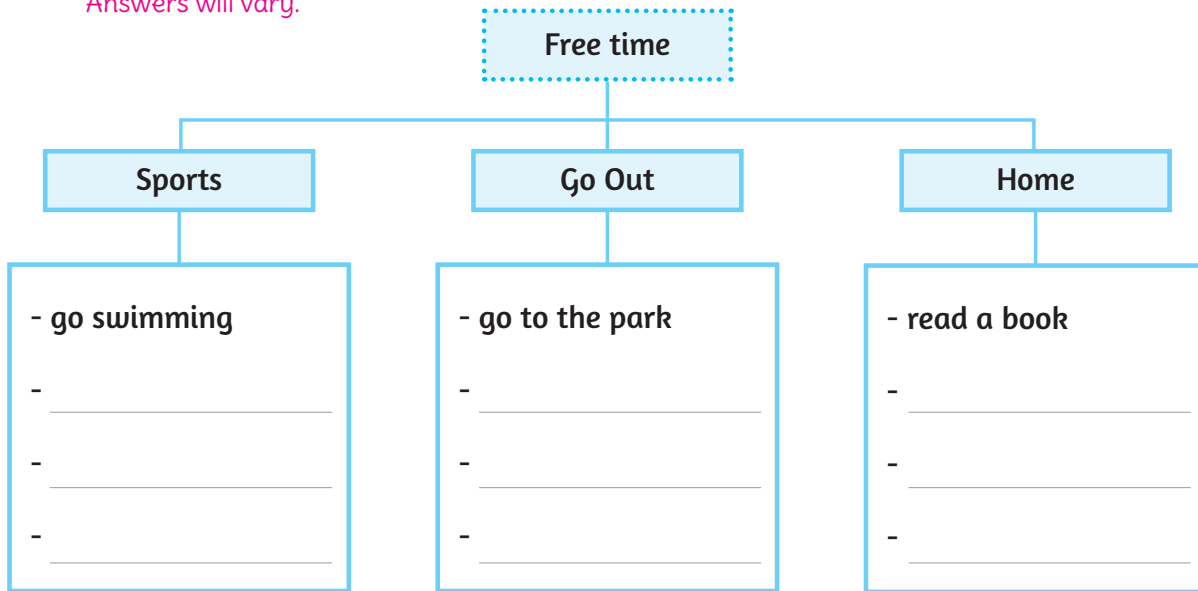
# Lesson 3

**A** Unscramble the verbs and match to the phrases.

- |           |                    |  |                     |
|-----------|--------------------|--|---------------------|
| 1. awcth  | _____ watch _____  |  | a) early every day. |
| 2. lyap   | _____ play _____   |  | b) with your toys.  |
| 3. egt pu | _____ get up _____ |  | c) TV.              |
| 4. ystdu  | _____ study _____  |  | d) a book.          |
| 5. dera   | _____ read _____   |  | e) your hair.       |
| 6. rhusb  | _____ brush _____  |  | f) your lines.      |



**B** Complete the graphic organizer with activities people can do in their free time.  
*Answers will vary.*



**C Unscramble the sentences about Michaela.**

1. every / goes / to / the / studio / She / day

She goes to the studio every day

2. to / doesn't / school / go / She

She doesn't go to school

3. afternoon / does / in / the / schoolwork / She

She does schoolwork in the afternoon

4. up / gets / early / She

She gets up early

5. doesn't / TV / watch / She

She doesn't watch TV

6. goes / late / to / She / bed

She goes to bed late**D Complete the verbs with the correct spelling.**1. he record s2. she watch es3. it appl ies4. he do es5. she stud ies6. it take s7. she go es

# BLOG

**E** Go around your classroom and ask your classmates questions.

Find someone who...



1. \_\_\_\_\_ plays soccer.
2. \_\_\_\_\_ likes to draw.
3. \_\_\_\_\_ goes swimming.
4. \_\_\_\_\_ likes gymnastics.
5. \_\_\_\_\_ rides a bike.
6. \_\_\_\_\_ knows how to dance.
7. \_\_\_\_\_ likes to watch soccer games.
8. \_\_\_\_\_ likes running.
9. \_\_\_\_\_ knows how to rollerblade.
10. \_\_\_\_\_ likes karate.



**A** Look at the pictures and choose the correct options.

1. a) go camping

**b) go fishing**

c) go picnicking



4. **a) go swimming**

b) go picnicking

c) go hiking



2. a) go fishing

b) go hiking

**c) go camping**



5. a) go hiking

b) go swimming

**c) go picnicking**



3. a) go fishing

**b) go hiking**

c) go camping



**B** Number the activities in order.

2

I always have breakfast with my family.

5

After school, I usually take the bus home.

1

I always get up early.

3

I sometimes go to school on the bus and sometimes by car.

4

I usually have classes from 8 to 2.

**C** Answer the questions about you. Use frequency words. *Answers will vary.*

1. How often do you go to the movies? \_\_\_\_\_.
2. How often do you listen to music? \_\_\_\_\_.
3. How often do you read books? \_\_\_\_\_.
4. How often do you play videogames? \_\_\_\_\_.
5. How often do you go to the park? \_\_\_\_\_.

**D** Look at Sally's timetable and answer the questions using the words in the box.

**always                  often                  sometimes                  never**

	<b>Monday</b>	<b>Tuesday</b>	<b>Wednesday</b>	<b>Thursday</b>	<b>Friday</b>
a.m.	Go to school	Go to school	Go to school	Go to school	Go to school
p.m.	Practice karate Visit Grandma	Watch TV	Practice karate	Watch TV	Practice karate Visit Grandma

1. How often does Sally go to school? *Sally always goes to school* \_\_\_\_\_.
2. How often does Sally practice karate? *She often practices karate* \_\_\_\_\_.
3. How often does Sally watch TV? *She sometimes watches TV* \_\_\_\_\_.
4. How often does Sally visit her grandma? *She sometimes visits her grandma* \_\_\_\_\_.
5. How often does Sally go to the movies? *She never goes to the movies* \_\_\_\_\_.



**BLOG**

**E** Answer the questions about yourself. *Answers will vary.*

**Tell Me about Yourself**

1. What is something that you always do on Saturday morning?  
\_\_\_\_\_
2. What is something that you often do on Saturday afternoon?  
\_\_\_\_\_
3. What is something that you sometimes do on Saturday morning?  
\_\_\_\_\_
4. What is something that you never do on Saturday afternoon?  
\_\_\_\_\_
5. What is something that you always do on Sunday morning?  
\_\_\_\_\_
6. What is something that you often do on Sunday afternoon?  
\_\_\_\_\_
7. What is something that you sometimes do on Sunday morning?  
\_\_\_\_\_
8. What is something that you never do on Sunday afternoon?  
\_\_\_\_\_
9. What is something that you always do when you have free time?  
\_\_\_\_\_
10. What is something that you never do when you have free time?  
\_\_\_\_\_

# Lesson 5

**A** Unscramble the words to find the names of countries.

1. panja                      Japan
2. ranfce                     France
3. newsde                   Sweden
4. lyita                        Italy
5. dorcuae                  Ecuador



**B** Match the sentences on the left to the sentences with the same meaning on the right.

- |                            |                  |                     |
|----------------------------|------------------|---------------------|
| 1. Haruka is from Japan.   | <del>_____</del> | a) He is Chinese.   |
| 2. Ezio is from Italy.     | <del>_____</del> | b) She is Polish.   |
| 3. Lee is from China.      | <del>_____</del> | c) She is Thai.     |
| 4. Ada is from Poland.     | <del>_____</del> | d) He is Italian.   |
| 5. Anong is from Thailand. | <del>_____</del> | e) She is Japanese. |

**C** Complete the chart. Color the flags.

Flag	Country	Nationality
	Italy	Italian
	India	Indian
	Chile	Chilean
	South Korea	South Korean
	Germany	German
	Australia	Australian
	Great Britain	British
	Spain	Spanish
	China	Chinese
	Japan	Japanese

**D** Draw your flag and complete the information. *Answers may vary.*



Country: \_\_\_\_\_

Nationality: \_\_\_\_\_



# BLOG

## E Invent a new country. Answer the questions about your country.

1. What is the name of your country? \_\_\_\_\_
2. What is the nationality of your country? \_\_\_\_\_
3. What language do you speak in your country? \_\_\_\_\_
4. How do people greet each other in your country? \_\_\_\_\_
5. What can you eat and drink in your country? \_\_\_\_\_
6. What sports do people play in your country? \_\_\_\_\_
7. What do people do during their leisure time in your country? \_\_\_\_\_

## F Ask two classmates about their country. Complete the table.

	Classmate 1	Classmate 2
Country:		
Nationality:		
Language:		
Greetings:		
Food and drink:		
Sports:		
Leisure time activities:		

**A** Look at the pictures and unscramble the weather words.

1. ynsun \_\_\_\_\_ sunny \_\_\_\_\_

2. ywnso \_\_\_\_\_ snowy \_\_\_\_\_

3. yrian \_\_\_\_\_ rainy \_\_\_\_\_

4. yindw \_\_\_\_\_ windy \_\_\_\_\_

5. yclou \_\_\_\_\_ cloudy \_\_\_\_\_



**B** Read and write the names of the seasons.

spring

summer

fall

winter

1. What's the weather like in \_\_\_\_\_ summer \_\_\_\_\_?

It's hot and sunny.

2. What's the weather like in \_\_\_\_\_ spring \_\_\_\_\_?

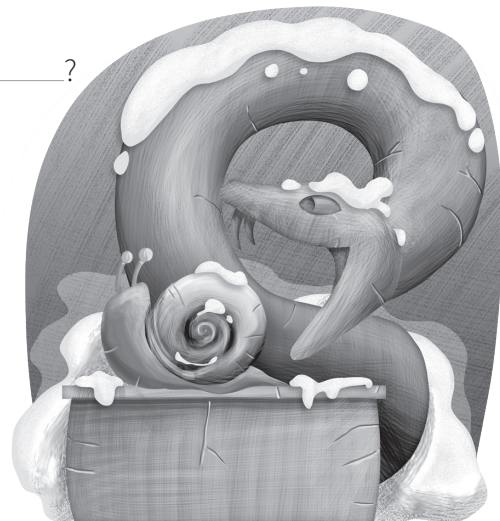
It's cool and sunny.

3. What's the weather like in \_\_\_\_\_ winter \_\_\_\_\_?







It's cold and snowy.

4. What's the weather like in \_\_\_\_\_ autumn \_\_\_\_\_?

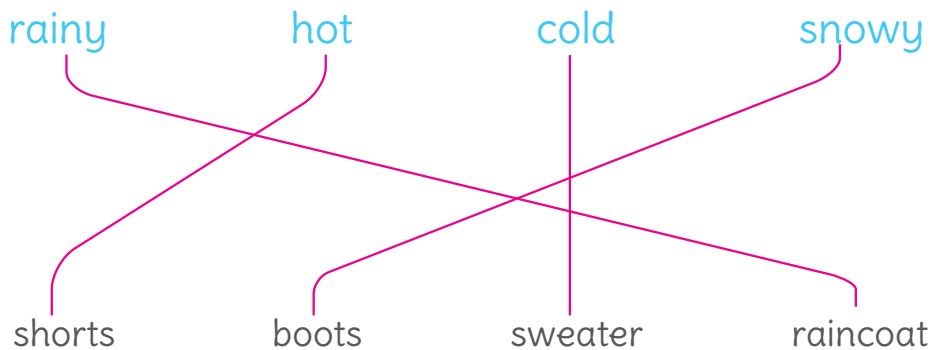
It's windy and cloudy.



**C** Look at the weather forecasts of two different countries. Draw a picture of the clothes you wear there. *Answers may vary.*

<b>Helsinki, Finland</b> Right Now      Today      Tonight    <b>-4°</b> <b>-1°</b> <b>0°</b>			My Clothes:
<b>Mumbai, India</b> Right Now      Today      Tonight    <b>32°</b> <b>33°</b> <b>26°</b>			My Clothes:

**D** Match the weather words to the clothes. Draw small pictures to show the meanings.



# BLOG

**E** Write notes about the weather in your city. *Answers will vary.*

## What's the Weather Like in your Town or City?

Town/City: \_\_\_\_\_

Weather: \_\_\_\_\_

Residents: \_\_\_\_\_


Winter: \_\_\_\_\_

Summer: \_\_\_\_\_

Fall: \_\_\_\_\_

Spring: \_\_\_\_\_

Animals: \_\_\_\_\_



# Lesson 7

## A Match the opposites.

- |          |       |           |
|----------|-------|-----------|
| 1. hot   | _____ | a) warm   |
| 2. clear | _____ | b) rainy  |
| 3. cool  | _____ | c) cloudy |
| 4. dry   | _____ | d) cold   |
| 5. sunny | _____ | e) wet    |

## B Read the descriptions and match the titles.

1 The coldest place to live.

2 The hottest place to live.

1. I live in a small village called Oymyakon. It is in Siberia. It is considered the coldest village on Earth. Winter starts in September and it lasts until May. Summer is a very short season in my village. The day lasts 3 hours in the winter and 21 hours in the summer. There is only one school in my village. Classes are canceled when the temperature is below -52°C. If you don't like snow and cold don't visit my village.

2. I live in Kebili an oasis town in Tunisia, Africa. It is considered the fourth hottest place in the world. The hottest day ever had a temperature of 55°C. It is not always very hot in Kebili. There are different seasons. There are palm trees that give shade and water to cool off in. You can see camels too. If you like hot sunny places you can visit my town.

## C Where are Siberia and Tunisia in the world? Circle in the map.





- D** Play the board game. Toss a coin and move your token one space for heads and two spaces for tails.

<b>START</b>	<b>2</b> What's the weather like today?	<b>3</b> What does <i>chilly</i> mean?	<b>4</b> What do you wear when it is sunny?	<b>5</b> Another word for Antarctica.	<b>6</b> What animals live in the North Pole?
<b>Go back 2 spaces</b>	<b>11</b> What do you wear when it is rainy?	<b>10</b> What is the temperature in the Antarctic?	<b>9</b> What do you wear when it is windy?	<b>Go again!</b>	<b>7</b> Say four words that start with h from this lesson.
<b>13</b> Name a country where it is hot.	<b>Lose a turn!</b>	<b>15</b> What do you wear when it is snowy?	<b>16</b> What animals live in the South Pole?	<b>17</b> Name a country where it is cold.	<b>FINISH YOU WIN!</b>

# BLOG

**E** Write about your favorite season. What's the weather like? What things do you do on a perfect day? Write a small paragraph. *Answers may vary.*

**Example:** My perfect day is in the fall. The sky is clear and blue. It is not cold. I walk in the park and play with the leaves.



**A** Complete the questions with **Do** or **Does**.

1. \_\_\_ **Do** \_\_\_ you like spring?
2. \_\_\_ **Does** \_\_\_ he like swimming?
3. \_\_\_ **Does** \_\_\_ she like cold weather?
4. \_\_\_ **Do** \_\_\_ they like rainy days?
5. \_\_\_ **Does** \_\_\_ she go to the park?



**B** Match the questions to the answers.

- |                                       |  |  |
|---------------------------------------|--|--|
| 1. Does she have a sweater?           |  | a) No, Sally doesn't like hot days.        |
| 2. Does Tim go skiing?                |  | b) Yes, he likes tornadoes.                |
| 3. Does Sally like hot days?          |  | c) Yes, she has a sweater.                 |
| 4. Do you want to live in the desert? |  | d) Yes, Tim goes skiing.                   |
| 5. Does he like tornadoes?            |  | e) No, I don't want to live in the desert. |



**C** Complete the instructions with the correct verbs.

Fill	Add	Put	Turn	Spin
------	-----	-----	------	------

1. **Fill** the bottle with water.
2. **Add** a spoon of glitter.
3. **Put** the top on the bottle.
4. **Turn** the bottle upside down.
5. **Spin** the bottle.



**D** Write short answers for these questions. *Answers may vary.*

1. Do you like cold days? Yes, I do. / No, I don't.
2. Do you like rainy days? Yes, I do. / No, I don't.
3. Do you like hot days? Yes, I do. / No, I don't.
4. Do you like warm days? Yes, I do. / No, I don't.
5. Do you like summer? Yes, I do. / No, I don't.

**E** Circle the words that describe.

popular

fun

scary

red

picture

player

big

e-mail



# BLOG

**F** Interview a family member or a friend and write the answers. *Answers may vary.*

	Name:
	1. Does he/she watch television?
	2. Does he/she like reading books?
	3. Does he/she like winter?
	4. Does he/she want to visit another country? What country?
	5. Does he/she know someone from another country? What country?
	6. Does he/she eat ice cream?
	7. Does he/she have a hobby? What is that hobby?
	8. Does he/she like thunderstorms? Why?

Lesson 1

UNIT 3

From Time To Time

A Match the digital clocks, the analog clocks and the words with the same times.

01:00

05:30

03:15

07:45

10:00

Five thirty

Ten o'clock

Seven forty-five

One o'clock

Three fifteen

B Look at the clocks and write the times.

It's nine thirty.

It's a quarter to eleven.

It's a quarter past one.

It's quarter past four.

It's a quarter to five.

It's half past two.

4:15

2:30

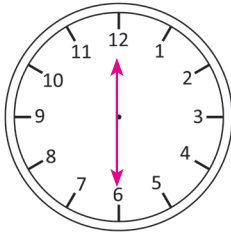
4:45

1:15

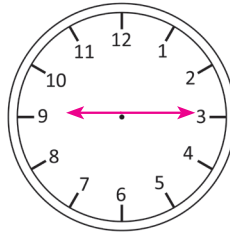
10:45

9:30

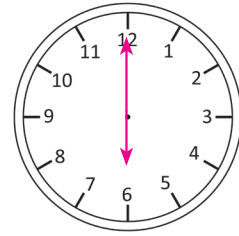
**C** Draw the hands on the clocks to show the times.



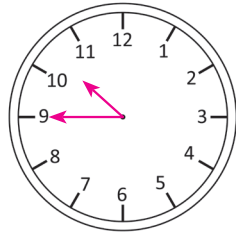
12:30



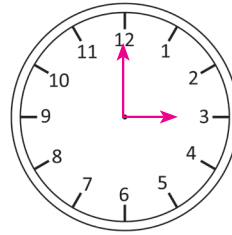
9:15



6:00



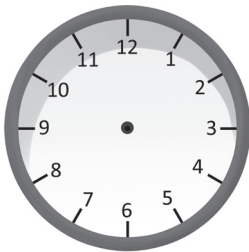
10:45



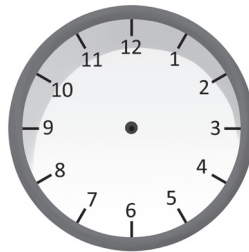
3:00

**D** Draw hands on the clock to show the time you do the activities. Then, write the time in digital below. *Answers will vary.*

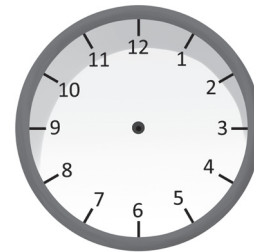
1. get up



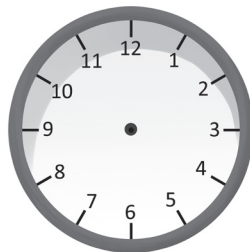
2. go to school



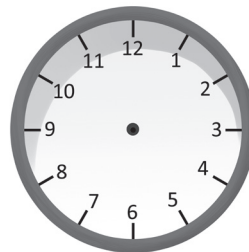
3. have lunch



4. do homework



5. go to bed



## BLOG

- E** Write the time you do these activities. Then, ask three classmates and write the times also. *Answers will vary.*

What time do you...?				
Activity	You	Friend 1	Friend 2	Friend 3
get up	:	:	:	:
have breakfast	:	:	:	:
leave for school	:	:	:	:
have lunch	:	:	:	:
watch TV	:	:	:	:
have dinner	:	:	:	:
go to bed	:	:	:	:

- F** Answer the questions according to the information in your survey. *Answers will vary.*

- Who gets up earlier? \_\_\_\_\_
- Who doesn't watch TV? \_\_\_\_\_
- Who has dinner earlier? \_\_\_\_\_
- Who goes to bed later? \_\_\_\_\_






**A** Choose the correct option to complete the sentences.

1. I always have lunch \_\_\_\_\_ 3 o'clock.  
a) on      **b) at**      c) in
2. I sometimes go to the beach \_\_\_\_\_ the summer.  
a) on      b) at      **c) in**
3. My sister was born \_\_\_\_\_ 1999.  
a) on      b) at      **c) in**
4. Chris often visits his grandparents \_\_\_\_\_ Christmas Day.  
a) **on**      b) at      c) in
5. My dad sometimes works \_\_\_\_\_ the weekend.  
a) **on**      b) at      c) in
6. I never wake up early \_\_\_\_\_ my birthday.  
a) **on**      b) at      c) in



**B** Complete the text with **at**, **in**, or **on**.

My name is Ana. I'm from London. My birthday is on December 5.  
In December the weather is snowy, so I celebrate my birthday at home.  
 Sometimes I go to the movies with my friends, but I arrive home at 6:30.  
In 2011 my parents organized a party on the weekend.  
On Saturday morning I went to the supermarket to buy the things we needed. In the evening my friends arrived with lots of presents. It was a great birthday!



- C** Play the board game. Roll a die and move a token. Make a sentence using the phrase in the square. If you answer correctly stay where you are. If not go back to your previous square.

<b>START</b>	at 10:30 a.m.	in winter	on Sunday	at night	on the weekend
<b>Go back 2 spaces</b>	on Independence Day	in 1990	at bedtime	<b>Go again!</b>	at sunset
in the evenings	<b>Lose a turn!</b>	on Saturday afternoon	on 4 October	at the moment	<b>Go back 2 spaces</b>
<b>Go forward 1 space</b>	in June	on Thursday	at 4 o'clock	at midnight	in the future
on Mondays	in December	<b>Lose a turn!</b>	on my birthday	in the Ice Age	in the past
<b>FINISH YOU WIN!</b>	at noon	<b>Go again!</b>	in spring	in 2025	on New Year's Eve

## BLOG

- D** Read the questions and write your own answers. Then, compare and discuss your answers with a partner. *Answers will vary.*

**What time do you think?**



1. What time do most kids get up on Monday? \_\_\_\_\_
2. What time do most people eat breakfast? \_\_\_\_\_
3. What time do most kids go to school? \_\_\_\_\_
4. What time do most people eat lunch? \_\_\_\_\_
5. What time do most kids get up on Sunday? \_\_\_\_\_
6. What time do most kids watch TV? \_\_\_\_\_
7. What time do most kids play computer games? \_\_\_\_\_
8. What time do most kids have dinner? \_\_\_\_\_
9. What time do most kids go to bed on Thursday? \_\_\_\_\_
10. What time do most kids go to bed on Christmas Day? \_\_\_\_\_



# Lesson 3

**A** Look at the pictures and answer the questions.

1. Where is she? She's in the kitchen.
2. Where is the bus? The bus is at the bus stop.
3. Where is the spider? The spider is on the ceiling.
4. Where is he sitting? He's sitting on the table.
5. Where is she sitting? She's sitting at the desk.

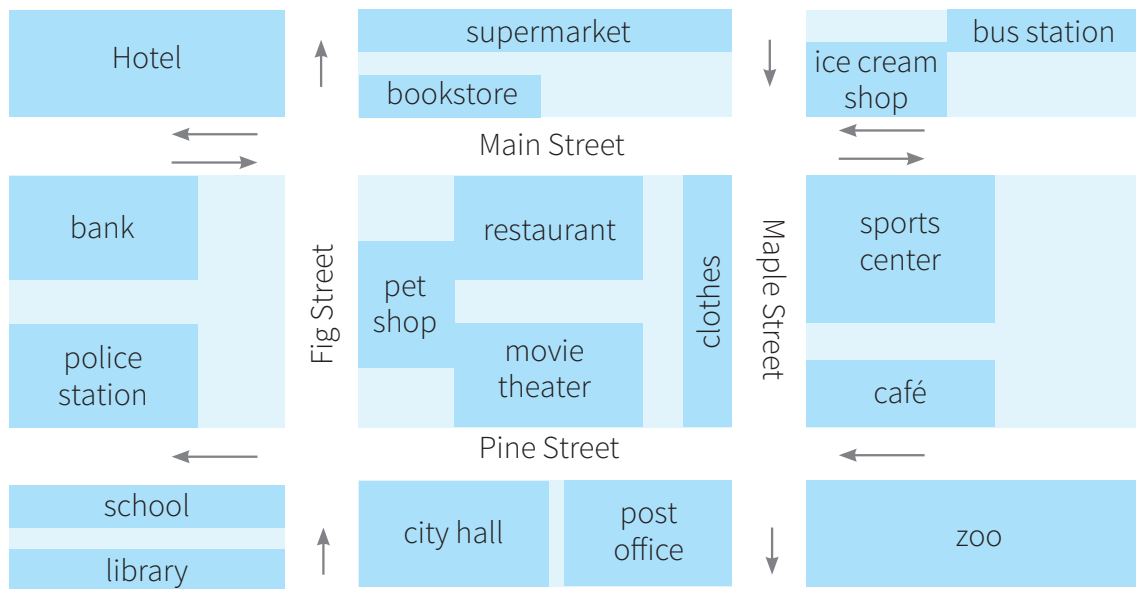


**B** Read the text and draw the picture. Label the children. *Answers may vary.*

There are four children in the classroom: Maria, Ana, Paul and Sam.  
 Maria is standing next to Paul. Ana is behind Maria. Sam is across from Paul.  
 Maria is in front of Sam.



**C** Look at the map and complete the sentences using prepositions. Write a sentence of your own. *Answers will vary.*



**behind      near      across from      between      next to**

1. There is a bookstore behind the supermarket.
2. The pet shop is behind the movie theater.
3. The school is across from the police station.
4. The post office is near the café.
5. The hotel is across from the bank.
6. Answers will vary.

**D** Look at the map again and answer the questions. Invent one more and answer it. *Answers may vary.*

1. Where is city hall? City Hall is next to the post office
2. Where is the sports center? The sport's center is across from the ice cream shop
3. Is the ice cream shop next to the school? No, it's near the supermarket
4. Is the zoo across from the bank? No, it's across from the post office
5. Is the hotel in front of the library? No, it's across from the bank
6. Answers will vary. ?

# BLOG

- E** You wake up one morning and you go outside. There is a dinosaur in your garden! Draw a map of your neighborhood. Mark where the dinosaur is and where it goes.

Answers will vary.

## Dinosaur in My Backyard!

- F** Answer the questions below using prepositions and places from your neighborhood. *Answers will vary.*

1. What's the dinosaur doing? \_\_\_\_\_.
2. Where is the dinosaur standing? \_\_\_\_\_.
3. Where is the dinosaur going? \_\_\_\_\_.
4. What are you doing? \_\_\_\_\_.
5. Where are you going? \_\_\_\_\_.

Lesson 4

A Find the words in the word search.

O	F	O	M	O	T	P	W	C	S	S	O	R	C	A
U	W	B	E	V	E	E	N	N	O	O	T	X	J	X
T	I	R	N	E	D	F	E	A	X	U	I	Q	S	D
S	Y	H	T	R	T	E	A	Y	J	N	E	X	T	N
I	F	I	S	F	W	O	R	Q	T	E	I	B	B	Y
D	T	N	J	T	L	U	U	C	C	B	J	E	I	E
E	E	S	E	S	W	B	I	T	D	G	V	S	D	L
Y	A	I	B	F	X	H	V	A	S	O	X	I	V	C
J	E	D	N	P	U	J	C	W	B	I	S	D	W	N
E	I	E	R	N	W	R	B	A	Q	N	D	E	F	O
L	C	I	B	O	I	J	G	E	I	O	V	E	B	C
G	P	W	L	E	S	R	R	Y	H	E	O	H	P	Z
F	R	E	J	G	Q	S	G	S	A	I	N	Q	J	N
R	B	C	T	G	H	E	K	W	J	H	N	V	F	A
B	E	T	W	E	E	N	L	T	W	O	X	D	E	L

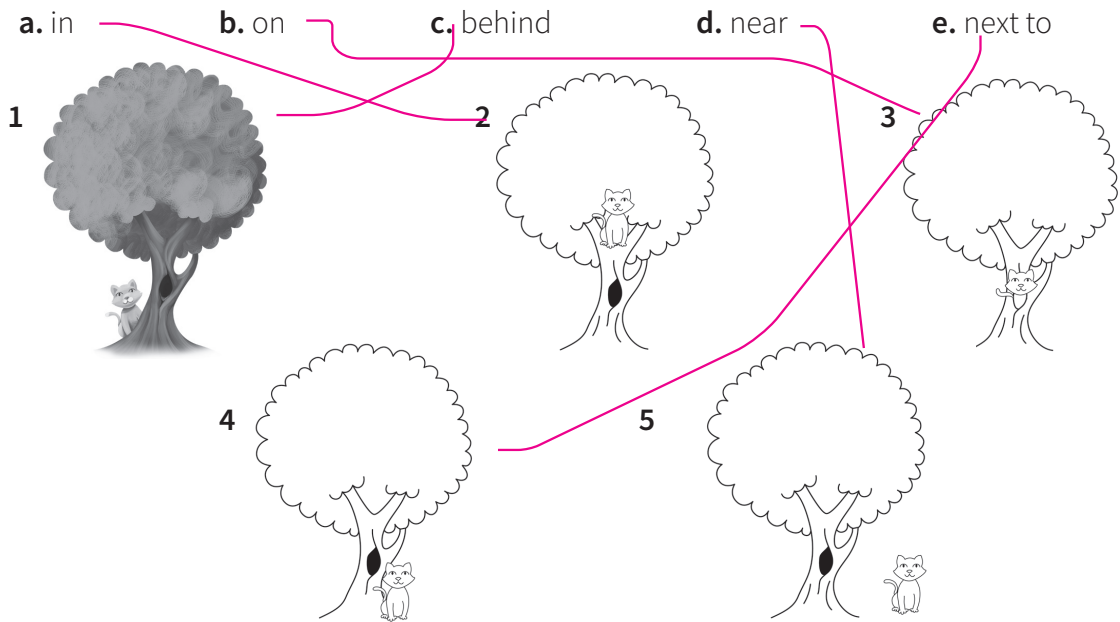
- BESIDE
- BETWEEN
- NEAR
- NEXT
- BEHIND
- INSIDE
- ACROSS
- OUTSIDE
- OVER
- ABOVE
- BELOW

B Write the words from the box that means the opposite.

far	above	on top	inside	behind
-----	-------	--------	--------	--------

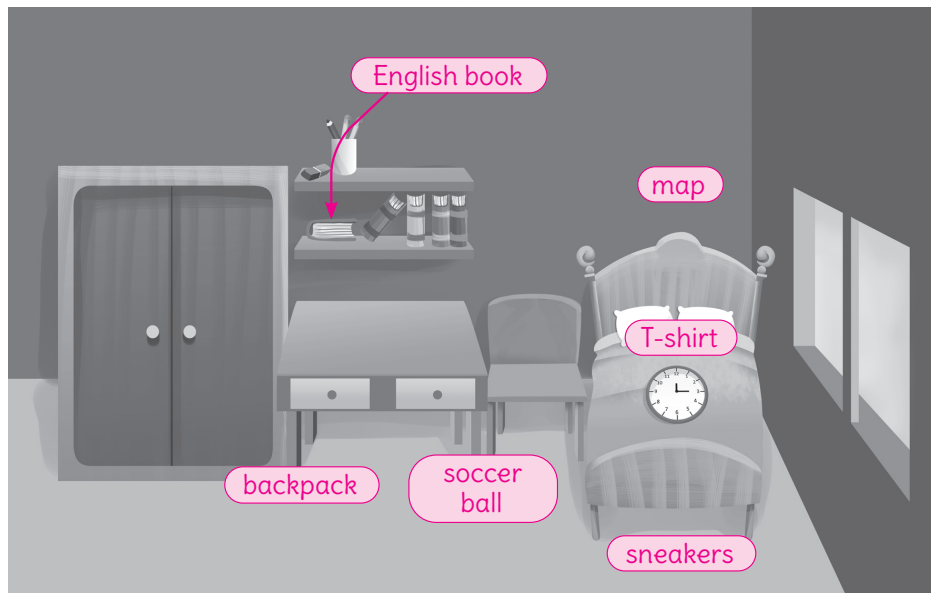
1. below                      above
2. near                        far
3. under                      on top
4. in front of                behind
5. outside                    inside

**C Match the pictures to the words.**



**D Follow the instructions to complete the drawing.**

1. Draw a T-shirt on the bed.
2. Draw sneakers under the bed.
3. Draw a soccer ball between the desk and the chair.
4. Draw a map above the clock.
5. Draw a backpack in front of the desk.
6. Draw an English book next to the other books.





# BLOG

**E** Write directions to get to the following places. *Answers will vary.*

1. From your classroom to the cafeteria. \_\_\_\_\_

---

---

---

2. From the yard to your classroom. \_\_\_\_\_

---

---

---

3. From the classroom to the restrooms. \_\_\_\_\_

---

---

---



# Lesson 5

**A** Write a sentence for each picture using He can or She can.

Answers may vary.



He can skate.



She can ski.



She can jump.



He can read.

**B** Put the words in the correct order to make sentences.

1. he / jump / can / high He can jump high
2. chess / she / can / play She can play chess
3. they / kite / can / fly / a They can fly a kite
4. we / cookies / can / make We can make cookies
5. scuba dive / I / can I can scuba dive

**C** Draw icons for the words. Then, circle the things you can do. *Answers will vary.*

sleep

clean

do magic

play basketball

play the guitar

do math

read

dance

swim


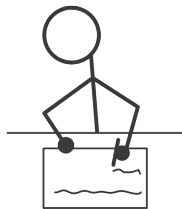

**D** Write five sentences about activities you circled in Activity C. *Answers will vary.*

1. I can \_\_\_\_\_.
2. I \_\_\_\_\_.
3. \_\_\_\_\_.
4. \_\_\_\_\_.
5. \_\_\_\_\_.

# BLOG

**E** Do a survey. Find and write two people who can do these things.

Can you...	Person 1	Person 2
make a paper airplane?		
sing a song in English?		
snap your fingers?		
draw a straight line without a ruler?		
introduce yourself in English?		
ride a bike?		
do a handstand?		
wink?		
whistle?		



**A** What can Jack do with a broken leg? Write if he can (✓) or can't (X) do the activities.

drink soda	<input checked="" type="checkbox"/>	
skate	<input type="checkbox"/>	
swim	<input type="checkbox"/>	
dive	<input type="checkbox"/>	
watch a movie	<input checked="" type="checkbox"/>	
eat popcorn	<input checked="" type="checkbox"/>	

**B** Use the information above to write sentences using **can** or **can't**.

<input type="checkbox"/>	He can drink soda.
<input type="checkbox"/>	He can't skate.
<input type="checkbox"/>	He can't swim.
<input type="checkbox"/>	He can't dive.
<input type="checkbox"/>	He can watch a movie.
<input type="checkbox"/>	He can eat popcorn.
<input type="checkbox"/>	
<input type="checkbox"/>	
<input type="checkbox"/>	
<input type="checkbox"/>	

**C** Circle the right option.

1. Jack can / can't skate.
2. Jack can / can't talk to friends.
3. Jack can / can't read a book.
4. Jack can / can't play ping-pong.
5. Jack can / can't use a computer.
6. Jack can / can't tell a joke.



**D** Write about you using **I can** or **I can't**.

Answers will vary.

1. \_\_\_\_\_ play the violin.
2. \_\_\_\_\_ swim.
3. \_\_\_\_\_ climb a tree.
4. \_\_\_\_\_ skate.
5. \_\_\_\_\_ play football.
6. \_\_\_\_\_ listen music.



**E** Unscramble the words.

1. rtaits artist \_\_\_\_\_
2. naipt paint \_\_\_\_\_
3. asnhd hands \_\_\_\_\_
4. tefe feet \_\_\_\_\_
5. abishntrup paintbrush \_\_\_\_\_
6. hetet teeth \_\_\_\_\_



## BLOG

**F** Work with a friend. Write sentences about what you can or can't do and what your partner can or can't do. Follow the example. *Answers will vary.*

1. Draw a square and a circle at the same time. I can draw a square and a circle at the same time. My partner can't draw a square and circle at the same time.

2. Ride a horse. \_\_\_\_\_  
\_\_\_\_\_

3. Play chess. \_\_\_\_\_  
\_\_\_\_\_

4. Play a musical instrument. \_\_\_\_\_  
\_\_\_\_\_




5. Play video games. \_\_\_\_\_  
\_\_\_\_\_

6. Write stories. \_\_\_\_\_  
\_\_\_\_\_

7. Count to twenty in English in 10 seconds. \_\_\_\_\_  
\_\_\_\_\_

8. Say a tongue twister. \_\_\_\_\_  
\_\_\_\_\_

**G** Draw pictures of the activities in Activity E to decorate your blog.



# Lesson 7

**A** Number the dialog in order.

B: Great idea!

2

C: I can. I like to bake cakes!

4

B: I can. I have some balloons!

6

A: Who can bring a cake?

3

A: Let's organize a surprise party for the teacher!

1

A: Ok. Fantastic. Thank you.

7

A: Who can decorate the classroom?

5



Sarah

**B** Look at the pictures and answer the questions.


1. Who can bake a cake? Sarah can bake a cake.

2. Who can play the piano? Arnold can play the piano.

3. Who can play baseball? Mark can play baseball.

4. Who can ride a bike? Veronica can ride a bike.


5. Who can do magic tricks? Steve can do magic tricks.



Mark



Veronica




















Arnold



Steve



**C** Play the board game. Roll a die and move your token. Look at the picture and ask your partner a question using can. After your partner answers, it's his/her turn.

<p>Can You...? <b>START</b></p>	<p>1 </p>	<p>2 </p>	<p>3 </p>	<p>4 </p>	<p>5 </p>
<p>6 <b>Go back 2 spaces</b></p>	<p>7 </p>	<p>8 </p>	<p>9 </p>	<p>10 <b>Have another turn!</b></p>	<p>11 </p>
<p>12 </p>	<p>13 <b>Miss a turn!</b></p>	<p>14 </p>	<p>15 </p>	<p>16 </p>	<p>17 <b>Go back 2 spaces</b></p>
<p>18 <b>Go forward 1 space</b></p>	<p>19 </p>	<p>20 </p>	<p>21 </p>	<p>22 </p>	<p><b>FINISH</b></p>

# BLOG

**D** Do a comic strip about an animal talent show. Write what three animals can do in the show. Follow the example. *Answers will vary.*

Animal 1: The hippopotamus can dance hip-hop.

Animal 2: \_\_\_\_\_.

Animal 3: \_\_\_\_\_.

**E** Draw and write the comic strip. Follow the example.

## The Animal Talent Show

<p><u>The hippopotamus</u> can dance hip-hop.</p>	<p>_____ can _____.</p>
<p>_____ can _____.</p>	<p>_____ wins the talent show.</p>

**A** Write the questions for the following answers.

1. \_\_\_\_\_ *Can you speak English* \_\_\_\_\_ ? Yes, I can speak English.
2. \_\_\_\_\_ *Can he sing* \_\_\_\_\_ ? No, he can't sing.
3. \_\_\_\_\_ *Can elephants fly* \_\_\_\_\_ ? No, elephants can't fly.
4. \_\_\_\_\_ *Can you do magic tricks* \_\_\_\_\_ ? Yes, I can do magic tricks.
5. \_\_\_\_\_ *Can she ride a horse* \_\_\_\_\_ ? Yes, she can ride a horse.

**B** Write five things animals can do and can't do. *Answers will vary.*

Animals can...	Animals can't...
_____	_____
_____	_____
_____	_____
_____	_____
_____	_____



**C** Find the verbs in the word search.

B	K	G	G	L	G	R	O	U	S	B	S	K	I	P
V	Y	W	R	Z	A	D	R	A	W	D	T	C	D	Z
A	R	O	U	S	I	N	G	P	I	A	P	A	S	I
F	T	J	N	Q	L	C	F	R	M	W	N	L	O	D
K	R	R	E	A	D	A	Q	W	Z	K	M	L	S	U
A	W	L	N	P	B	O	R	R	A	L	Y	Y	P	R
I	T	F	Z	E	A	W	Y	I	O	U	H	K	H	I
D	M	O	D	T	K	W	X	T	P	S	I	C	B	K
O	D	L	V	X	E	O	C	E	I	V	F	T	K	D
B	K	D	E	H	F	R	K	Z	W	D	Z	Q	D	L
L	U	W	T	A	L	K	Q	N	J	C	B	V	F	X
Y	V	S	J	T	G	I	N	E	Z	P	F	J	O	V
J	W	T	U	V	Z	B	U	I	L	D	Y	G	C	U
K	G	V	M	R	U	A	H	Q	F	Z	G	J	B	I
J	C	B	P	Q	H	T	D	A	Y	K	W	S	D	S

- BAKE
- CALL
- JUMP
- SKIP
- RUN
- TALK
- WORK
- DRAW
- BUILD
- WRITE
- READ
- SWIM
- SING

**D** Unscramble the questions.

1. can / Who / do / tricks / magic / \_\_\_\_\_ *Who can do magic tricks* \_\_\_\_\_ ?
2. funny / songs / can / sing / Who / \_\_\_\_\_ *Who can sing funny songs* \_\_\_\_\_ ?
3. ballet / can / dance / Who / \_\_\_\_\_ *Who can dance ballet* \_\_\_\_\_ ?
4. cake / can / make / a / Who / \_\_\_\_\_ *Who can make a cake* \_\_\_\_\_ ?
5. balloons / can / blow up / Who / \_\_\_\_\_ *Who can blow up balloons* \_\_\_\_\_ ?

# BLOG

**E** Find out and mark how many people that you know can do these things. Then, write sentences. Follow the example. *Answers will vary.*

<input type="checkbox"/>	How many ...
<input type="checkbox"/>	- can save money?
<input type="checkbox"/>	- can wake up on time without an alarm clock?
<input type="checkbox"/>	- can name three countries in five seconds?
<input type="checkbox"/>	- can spell beautiful?
<input type="checkbox"/>	- can do their homework while watching TV?
<input type="checkbox"/>	- can name four types of music in five seconds?
<input type="checkbox"/>	- can name five fruits in ten seconds?
<input type="checkbox"/>	- can write with their left hand?

1. Four classmates can save money.
2. \_\_\_\_\_
3. \_\_\_\_\_
4. \_\_\_\_\_
5. \_\_\_\_\_
6. \_\_\_\_\_
7. \_\_\_\_\_
8. \_\_\_\_\_



Lesson 1

UNIT 4  
Extra, Extra

**A** Complete the sentences with information that is true for you. *Answers will vary.*

1. I always \_\_\_\_\_ on the weekend.
2. I usually \_\_\_\_\_ in my bedroom.
3. I sometimes \_\_\_\_\_ when I am alone.
4. I never \_\_\_\_\_ in class.
5. I often \_\_\_\_\_ on Tuesdays.
6. I sometimes \_\_\_\_\_ in the morning before school.

**B** Answer the questions with the words from the box. *Answers will vary.*

always      usually      often      sometimes      never

1. How often do you pick up your room? \_\_\_\_\_
2. How often do you take out the trash? \_\_\_\_\_
3. How often do you wash the dishes? \_\_\_\_\_
4. How often do you set the table? \_\_\_\_\_
5. How often do you make your bed? \_\_\_\_\_
6. How often do you tidy your toys? \_\_\_\_\_
7. How often do you feed your pets? \_\_\_\_\_



- C** Draw pictures to show the meaning of the phrases. *Answers may vary.*

play chess	play the piano
take singing classes	do painting

- D** Rewrite the sentences using the word in parentheses.

1. Mary learns her lines. (never) Mary never learns her lines.
2. John projects his voice. (sometimes) John sometimes projects his voice.
3. Sam forgets his lines. (always) Sam always forgets his lines.
4. Linda goes to rehearsals. (often) Linda often goes to rehearsals.
5. Chris talks to reporters. (usually) Chris usually talks to reporters.



# BLOG

**E Interview three classmates and write the numbers according to their answers.**

*Answers may vary.*

1= Yes, always. 2= Yes, often. 3= Yes, sometimes. 4= No, never.

	Name:	Name:	Name:
Do you spend the weekends with your family?			
Do you go to the movies on the weekend?			
Do you make your bed every day?			
Do you have after school activities?			
Do you eat at restaurants?			

**F Write two sentences about each classmate using *always, often, sometimes, never*.**

1. \_\_\_\_\_
2. \_\_\_\_\_
3. \_\_\_\_\_
4. \_\_\_\_\_
5. \_\_\_\_\_
6. \_\_\_\_\_



Lesson 2

**A** Look at the pictures and write sentences about the activity and the day.



1 Saturday 2:00



2 Tuesday 5:30



3 Thursday 6:00



4 Friday 7:30

1. He plays soccer on Saturday at 2:00.
2. She takes ballet classes on Tuesday at 5:30.
3. They take karate classes on Thursday at 6:00.
4. He takes guitar classes on Friday at 7:30.

**B** Write the time expressions in the chart.

March	Saturday	Christmas	Spring
two minutes	1957	Wednesday evening	4 o'clock
a quarter past two		the morning	Friday
half past seven	4:30	June 19	midnight

In	On	At
March Spring two minutes 1957 the morning	Saturday Wednesday evening Friday June 19	Christmas 4 o'clock a quarter past two half past seven 4:30 midnight

**C** Answer these questions about yourself. *Answers will vary.*

1. What activity do you do on Friday afternoon?

---

2. What activity do you do in the mornings?

---

3. What activity do you do on Saturday morning?

---

4. What activity do you never do on Thursday evening?

---

5. What activity do you sometimes do in the afternoon?

---

**D** Read the sentences and circle **True** or **False**.

1. Karate is a martial art.

**True**

False

2. You only use your arms in karate.

True

**False**

3. You wear pink shorts to do karate.

True

**False**

4. Karate requires concentration and discipline.

**True**

False

5. A karate class always starts and ends with a bow to the instructor.

**True**

False

**KARATE KIDS**



# BLOG

**E** Answer the following quiz. *Answers will vary.*

**1. How often do you ...**

go swimming? \_\_\_\_\_

go to the movies? \_\_\_\_\_

play soccer? \_\_\_\_\_

eat fast food? \_\_\_\_\_

**2. What's your favorite ...**

food? \_\_\_\_\_

kind of movie? \_\_\_\_\_

animal? \_\_\_\_\_

sport? \_\_\_\_\_

**3. Do you...?**

like pizza? \_\_\_\_\_

go to bed before 9 p.m.? \_\_\_\_\_

have a pet? \_\_\_\_\_

go to school by bus? \_\_\_\_\_

**F** Read and compare your answers with a friend.

# Lesson 3

**A** Read the information and complete the chart. Draw simple pictures to show the meaning of the activities.

●	Peter does karate three times a week. He doesn't go on Tuesday and Thursday or on the weekend. Mary plays chess on Monday and Tuesday. On the other three days she does gymnastics. Jessica goes to ballet from Monday to Friday! Andy goes swimming once a week on Friday.
●	
●	
●	

	Monday	Tuesday	Wednesday	Thursday	Friday
Peter	karate chess	chess	karate		karate
Mary	chess	chess	gymnastics	gymnastics	gymnastics
Jessica	ballet	ballet	ballet	ballet	ballet
Andy					swimming

**B** Complete the diary for your activities. Then, ask and answer a friend. Complete the diary for your friend. *Answers will vary.*

	Monday	Tuesday	Wednesday	Thursday	Friday
Me					
_____					

- C** Play the board game. Roll the die and move your token. Read and answer the question you land on. If you answer correctly stay in the square. If you answer incorrectly go back to the previous square.

### How Often Do You...?

<b>START</b>	<b>2</b> ...do your homework?	<b>3</b> ...eat pineapple?	<b>4</b> ...go to the movies?	<b>5</b> ...stay up late?	<b>6</b> ...wear a hat?
<b>12</b> <b>Go back 2 spaces</b>	<b>11</b> Make your own question!	<b>10</b> ...ride a bike?	<b>9</b> ...eat pizza?	<b>8</b> <b>Throw again!</b>	<b>7</b> ...brush your teeth?
<b>13</b> ...read a book?	<b>14</b> <b>Lose a turn!</b>	<b>15</b> ...take pictures?	<b>16</b> ...play videogames?	<b>17</b> ...take the bus to school?	<b>18</b> <b>Go back 2 spaces</b>
<b>24</b> <b>Go forward 1 space</b>	<b>23</b> Make your own question!	<b>22</b> ...buy ice cream?	<b>21</b> ...get up late?	<b>20</b> ...drink juice?	<b>19</b> ...eat at a restaurant?
<b>25</b> ...play sports?	<b>26</b> ...listen to music?	<b>27</b> <b>Lose a turn!</b>	<b>28</b> ...get presents?	<b>29</b> ...go on vacation?	<b>30</b> ...play board games?
<b>FINISH YOU WIN!</b>	<b>35</b> ...practice English?	<b>34</b> <b>Go again!</b>	<b>33</b> Make your own question!	<b>32</b> ...watch soccer on TV?	<b>31</b> ...take a shower in the evening?

# BLOG

**D** Interview five friends and write the answers in the chart. *Answers will vary.*

Name	Activities after school	How often he/she does it
1. _____		
2. _____		
3. _____		
4. _____		
5. _____		



**E** Write sentences using the information in Activity D.

1. He \_\_\_\_\_ times a week.
2. \_\_\_\_\_
3. \_\_\_\_\_
4. \_\_\_\_\_
5. \_\_\_\_\_

# Lesson 4

**A** Write your schedule for a week. Fill in the times and the things you do.  
*Answers will vary.*

	Monday	Tuesday	Wednesday	Thursday	Friday
A.M.					
P.M.					
	Saturday	Sunday			
A.M.					
P.M.					



**B** Write five sentences about your schedule. Use expressions like every day, two times a week, at 4, on Mondays, etc. *Answers will vary.*

1. \_\_\_\_\_
2. \_\_\_\_\_
3. \_\_\_\_\_
4. \_\_\_\_\_
5. \_\_\_\_\_

**C** Interview a partner and write down his/her answers in Activity A.  
*Answers will vary.*

**D Read and match.**

- |  |       |               |
|--|-------|---------------|
| 1. A sport you do in water                             | _____ | a. tennis     |
| 2. You need a bat, a glove and a ball to play          | _____ | b. swimming   |
| 3. You use a racket and a ball and you play on a court | _____ | c. surf       |
| 4. You play in teams and hit the ball over the net     | _____ | d. baseball   |
| 5. You do this individually on a board in the ocean    | _____ | e. volleyball |

**E Draw the objects to play sports.**

a tennis racket	a baseball glove
a soccer ball	swimming goggles



# BLOG

**F** Find a sport you are interested to learn or try. *Answers may vary.*

● Sport: _____
● _____

**G** Write what special clothes and equipment you need to do the sport.

● Clothes: _____
● _____
● _____
● Equipment: _____
● _____
● _____

**H** Find and write five rules to play the sport.

● 1. _____
● 2. _____
● 3. _____
● 4. _____
● 5. _____


# Lesson 5

**A** Read and write healthy (H) or unhealthy (U).

1. milk \_\_\_\_\_ **H**
2. cheese \_\_\_\_\_ **H**
3. pizza \_\_\_\_\_ **U**
4. cupcake \_\_\_\_\_ **U**
5. ice cream \_\_\_\_\_ **U**
6. bread \_\_\_\_\_ **H**
7. orange \_\_\_\_\_ **H**
8. chocolate \_\_\_\_\_ **U**
9. carrot \_\_\_\_\_ **H**
10. apple \_\_\_\_\_ **H**



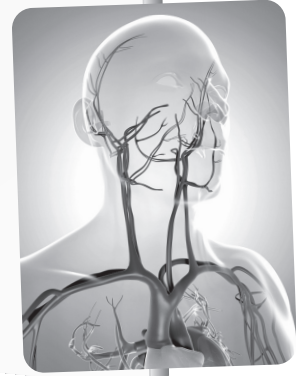
**B** Draw a healthy lunch on the plate.  
 Answers will vary.



**C** Read and circle the correct options.

**The Body**

1. How long does the body take to digest food?
  - a. 2 hours
  - b. 12 hours
  - c. 20 hours
2. How many kilometers of blood vessels are there in the body?
  - a. 600 kilometers
  - b. 69 kilometers
  - c. 96,000 kilometers
3. How much of the body is water?
  - a. 20%
  - b. 40%
  - c. 80%



**D** Solve the body riddles and write the words.

heart

nose

ears

bones

tongue

1. I have two. They keep growing all my life. I use them to listen to sounds.

ears

2. The print of this is unique. I use it to eat.

tongue

3. I smell with it. It also grows all my life.

nose

4. It pumps blood around my body all day and all night.

heart

5. They are white and hard. They are all over my body.

bones

## BLOG

**E Do a survey. Find and write two people who can do these things.***Answers will vary.***Are You a Healthy Eater?**

1. How often do you eat your biggest meal at night?  
a) Every day    b) 3-6 times a week    c) 1-3 times a week    d) Never
2. Do you eat very fast?  
a) Always    b) Sometimes    c) Rarely    d) Never
3. How often do you eat breakfast?  
a) Every day    b) 2-3 times a week    c) Once a week    d) Never
4. How often do you eat snacks like candies, cookies or ice cream?  
a) Never    b) 1- 2 times a week    c) Every day    d) More than once a day
5. How often do you snack on fresh fruits and vegetables?  
a) Never    b) 1-2 times a week    c) 3-6 times a week    d) Every day
6. How many glasses of water do you drink every day?  
a) None    b) 1    c) 2- 3    d) 4- 6
7. How often do you eat beef, chicken, turkey, pork, lamb or any other meat?  
a) Never    b) Once a week    c) 2-3 times a week    d) Every day

**Answer Key**

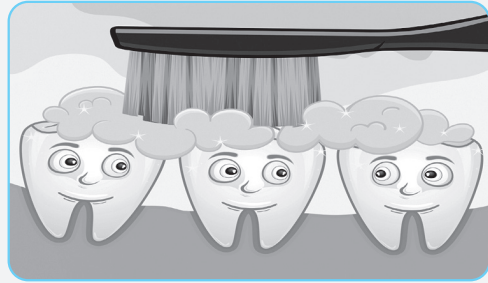
Now add the scores to your answers and find out more!

1. a) 0    b) 1    c) 2    d) 3
2. a) 0    b) 1    c) 2    d) 3
3. a) 3    b) 2    c) 1    d) 0
4. a) 3    b) 2    c) 1    d) 0
5. a) 0    b) 1    c) 2    d) 3
6. a) 0    b) 1    c) 2    d) 3
7. a) 0    b) 1    c) 2    d) 3

- **0-11** It looks like you are not eating healthy. Your body needs a lot of energy to work every day. Remember to treat your body with respect. You can eat healthier!
- **12-16** We all like pizza and French fries. Most of the time you treat your body with respect. You try to eat healthy. Change some habits and you will be very healthy!
- **17-21** You are doing a very good job! A healthy diet contains grains, meats, fruits and vegetables.

**A** Read and check the good actions to look after your teeth.

1. Brush your teeth twice a day.
2. Eat lots of candies.
3. Buy a new toothbrush once a year.
4. Brush all of your teeth.
5. Visit the dentist twice a year.
6. Eat fresh fruit every day.




**B** Complete the sentences.

visit      brush      forget      floss      eat      drink      consume

1. **Brush** your teeth for two or three minutes.
2. **Floss** your teeth once a day.
3. **Eat** lots of fruit and vegetables.
4. **Drink** water not soda.
5. Don't **forget** change your toothbrush.
6. **Visit** the dentist every six months.
7. **Don't** consume a lot of sugar.

**C** Number the parts of the story about Samuel Sucker in order.

- 4 The dentist pulls out Samuel's enormous tooth.
- 2 The next day he can't eat a candy bar for breakfast.
- 1 On Monday night Samuel has a terrible toothache.
- 3 On Wednesday he goes to the dentist.
- 5 Samuel can eat candy again.



**D** Match the parts of the words to complete them.

- |       |       |      |
|-------|-------|------|
| can   | _____ | tist |
| break | _____ | mel  |
| den   | _____ | mous |
| cara  | _____ | pire |
| enor  | _____ | dy   |
| vam   | _____ | fast |

**E** Write the words you match in Activity D.

1. a sweet object to eat: candy
2. a sticky gooey type of candy: caramel
3. the person who checks your teeth: dentist
4. a being with long teeth to suck blood: vampire
5. extremely large: enormous
6. the first meal of the day: breakfast

# BLOG

**F** Write healthy habits in the chart. Write how many times a day you do them.

*Answers will vary.*

Healthy Habit	Mon.	Tues.	Wed.	Thurs.	Fri.	Sat.	Sun.
1. Brush teeth	3 times						
2.							
3.							
4.							
5.							

**G** Compare your chart with a friend.



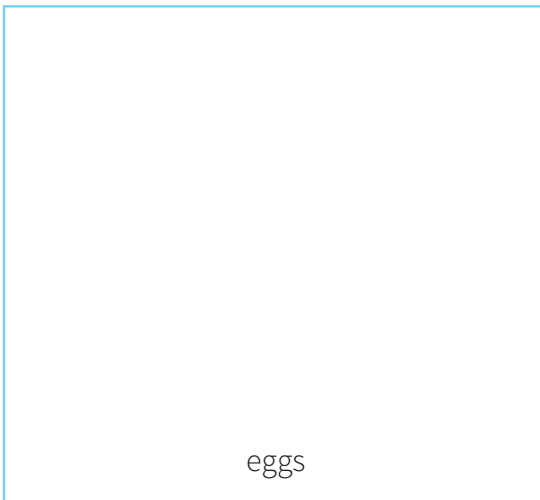
# Lesson 7

## A Unscramble the letters for the food and drink words.

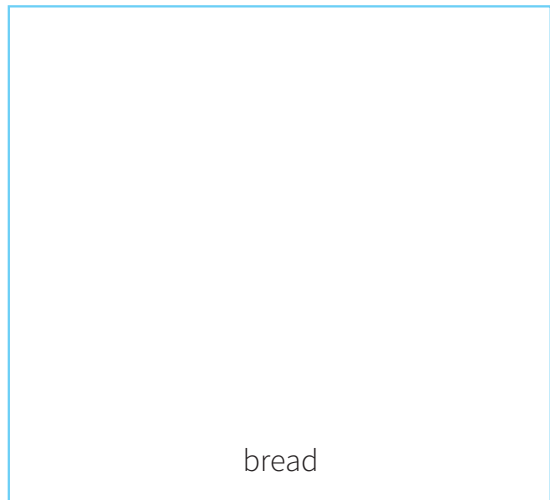
- 1. artwe \_\_\_\_\_ water \_\_\_\_\_
- 2. ihsf \_\_\_\_\_ fish \_\_\_\_\_
- 3. rifut \_\_\_\_\_ fruit \_\_\_\_\_
- 4. eblgevtaes \_\_\_\_\_ vegetables \_\_\_\_\_
- 5. emta \_\_\_\_\_ meat \_\_\_\_\_
- 6. dalsa \_\_\_\_\_ salad \_\_\_\_\_



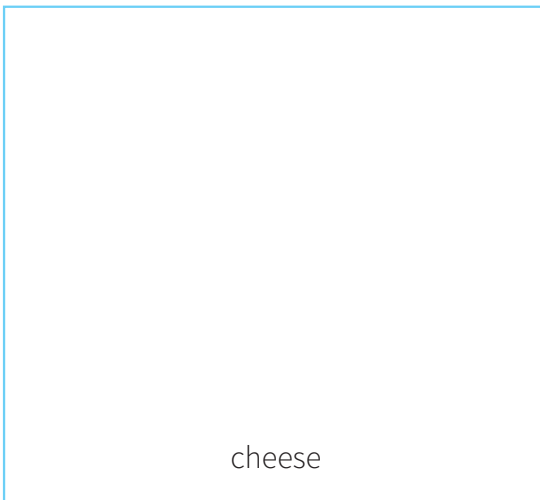
## B Draw these foods.




eggs



bread



cheese



potato



**C Choose the correct option to complete the sentences.**

- Sam often feels weak because he \_\_\_\_\_ breakfast.  
 a) don't eat      **b) doesn't eat**      c) don't eats      d) doesn't eats
- Susan never exercises. She \_\_\_\_\_ very fast.  
 a) don't runs      b) doesn't runs      **c) doesn't run**      d) don't run
- I \_\_\_\_\_ chocolate ice cream.  
**a) don't like**      b) doesn't like      c) don't likes      d) doesn't likes
- My brother's mouth is smelly. He \_\_\_\_\_ his teeth.  
 a) don't brushes      b) don't brush      c) doesn't brushes      **d) doesn't brush**
- Sally is dirty. She \_\_\_\_\_ the trash in the trash can.  
 a) doesn't throws      **b) doesn't throw**      c) don't throws      d) don't throw.

**D Read and match the information.**

- |                                 |                                |
|---------------------------------|--------------------------------|
| 1. Eggs contain _____           | a. so they don't stick inside. |
| 2. Chickens lay _____           | b. protein.                    |
| 3. Chickens can fly _____       | c. a female chicken.           |
| 4. Chickens turn the eggs _____ | d. over 300 eggs a year.       |
| 5. Hen is _____                 | e. for a few seconds only.     |



# BLOG

**E** Write a healthy menu. Include different types of food. *Answers will vary.*

## My Healthy Menu

Breakfast



Snack



Lunch



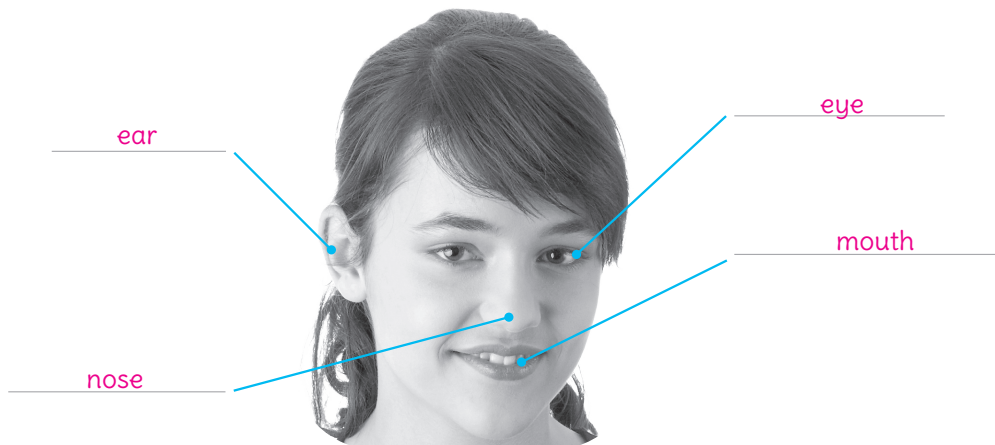
Snack



Dinner



**A** Label the parts of the face and body.



**B** Unscramble the sentences from the song *Hokey Pokey*.

1. your / in / right / Put / hand Put your right hand in
2. out / your / foot / left / Put Put your left foot out
3. the / hokey / pokey / Do Do the hokey pokey
4. yourself / Turn / around Turn yourself around

- C** Play the board game. Take turns throwing the die and move your token. Follow the instruction on the square! If you land in an **Oh no!** square you can take the challenge **Or stay** where you are.

<b>START</b>	Put your right hand in.	Put your left hand in.	Shake your left leg.	Shake your right leg.	Clap your hands 3 times.
<b>Oh no!</b> Go back 2 spaces or do two sit ups.	Hop on one foot for 3 seconds.	Touch your toes with your fingers. Don't bend your knees.	Flex your right arm.	Lift your left leg.	Make a funny face.
Raise your right leg.	<b>Oh no!</b> Go back 2 spaces or do five squats.	Flex your right foot.	Flex your right arm.	Jump 4 times.	Go back 2 spaces.
<b>FINISH YOU WIN!</b>	Make circles with your arms for 3 seconds.	Spin around 3 times.	Pretend that you are running for 3 seconds.	Jump 10 times.	Go forward 2 spaces.

# BLOG

**D** Write things you can do to be healthy. *Answers will vary.*

## My Healthy Goals

I, \_\_\_\_\_ agree to:

1. \_\_\_\_\_  
\_\_\_\_\_
2. \_\_\_\_\_  
\_\_\_\_\_
3. \_\_\_\_\_  
\_\_\_\_\_
4. \_\_\_\_\_  
\_\_\_\_\_
5. \_\_\_\_\_  
\_\_\_\_\_

Your signature: \_\_\_\_\_

Your witness: \_\_\_\_\_

## Lesson 1

## UNIT 5

## The Now and the Then

**A** Write the following numbers.

1. seventy six 76

2. twenty three 23

3. one hundred 100

4. sixty one 61

5. fifty four 54

6. eleven 11

7. ninety eight 98

8. thirty five 35

9. forty two 42

10. eighty nine 89

**B** Write the words for the following numbers.

1. 12 twelve

2. 72 seventy-two

3. 55 fifty-five

4. 98 ninety-eight

5. 60 sixty

**C** Write the answers to the sums in words.

1.  $80 + 5 =$  eighty-five

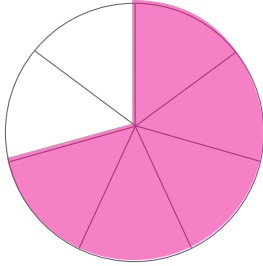
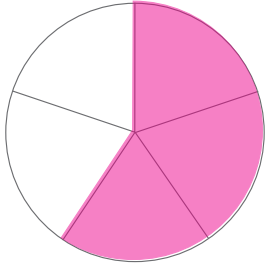
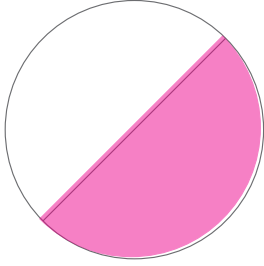

2.  $50 + 7 =$  fifty-seven

3.  $10 + 8 =$  eighteen

4.  $30 + 3 =$  thirty-three

5.  $70 + 7 =$  seventy-seven

**D Follow the instructions.**









 <p><b>1.</b> Color <math>\frac{5}{7}</math> of the circle.</p>	 <p><b>2.</b> Color <math>\frac{3}{5}</math> of the circle.</p>
 <p><b>3.</b> Color <math>\frac{1}{2}</math> of the circle.</p>	 <p><b>4.</b> Color <math>\frac{7}{8}</math> of the square.</p>

**E Answer the number riddles.**

<p><b>1.</b> I am more than 10 and less than 20. If you count in 5's you will find me.</p>	<p>What number am I? _____ <b>fifteen</b> _____</p>
<p><b>2.</b> I am a number between 0 and 20. I am half of 12.</p>	<p>What number am I? _____ <b>six</b> _____</p>
<p><b>3.</b> I am a number between 10 and 15. If you count in 3's you will find me.</p>	<p>What number am I? _____ <b>twelve</b> _____</p>
<p><b>4.</b> I am a number between 40 and 60. I am half of 100.</p>	<p>What number am I? _____ <b>fifty</b> _____</p>
<p><b>5.</b> I am more than 15 and less than 25. If you count in 7's you will find me.</p>	<p>What number am I? _____ <b>twenty-one</b> _____</p>

# BLOG

**F** Make a timeline of important events in your life. Write sentences and add drawings. *Answers will vary.*

<p>1 Year</p> <p>_____</p>		
<p>3 Years</p> <p>_____</p>		
<p>5 Years</p> <p>_____</p>		
<p>7 Years</p> <p>_____</p>		



**A** Write the words in the correct columns.

you	they	my sister	our school	an apple
a book	Sam and Chris	students	her brother	it

was	were
my sister	you
our school	they
an apple	Sam and Chris
a book	students
her brother	
it	

**B** Read and choose the correct option.

1. There was / were a market.
2. There was / were a restaurant.
3. There was / were some stores.
4. There was / were five dogs.
5. There was / were a museum.
6. There was / were a toy store.
7. There was / were a fire station.



**C Complete the sentences using was or were.**

- George Washington was the first president of the United States.
- The Beatles were the first band to play in a stadium.
- Robert Wadlow was the tallest man in the world.
- Alan Shepard was the first American astronaut in space.
- Edmund Hillary and Tenzing Norgay were the first people to reach the top of Mt. Everest.

**D Unscramble the words related to the winter Olympics.**

- nows snow
- aedml medal
- mtea team
- wentir winter
- mlOpicsy Olympics



**E Read and circle True or False.**

- The first ice skating was in Finland.  
 True       False
- The first skates were bones.  
 True       False
- Ice-skating is not a sport.  
 True       False
- Ice-skating takes place in the winter Olympics.  
 True       False
- People don't ice-skate today.  
 True       False



# BLOG

**F** Choose an Olympic sport from the box. Draw a picture of it. *Answers may vary.*

running

swimming

boxing

gymnastics

skiing



**G** Research five facts about the sport and write them below. *Answers will vary.*

1. \_\_\_\_\_
2. \_\_\_\_\_
3. \_\_\_\_\_
4. \_\_\_\_\_
5. \_\_\_\_\_

**H** Share the information with your classmates.

## Lesson 3

**A** Complete the table with the correct past form of be.

	Affirmative	Negative
I	was	wasn't
You	were	weren't
He	was	wasn't
She	was	wasn't
It	was	wasn't
We	were	weren't
They	were	weren't

**B** Make these sentences negative.

- The cat was scared. The cat wasn't scared
- We were late for school. We weren't late for school
- The teacher was angry. The teacher wasn't angry
- Mark and Sally were busy yesterday. Mark and Sally weren't busy yesterday
- It was a cold day. It wasn't a cold day



**C** Read and match.



1. Cats in Ancient Egypt

2. In Europe in the Middle Ages

3. In the Far East

4. Today cats

a. are the most popular pets.

b. were very important for the people.

c. people associated cats with witches.

d. cats were a symbol of good luck.



**D** Read the text and circle **True** or **False**.

Yesterday was a fun day. It was my birthday. I was at the amusement park with my family. We were there all day. The weather was warm. My parents were happy because they weren't at work. The haunted house was scary. I was angry because I wasn't tall enough to ride the biggest rollercoaster. I was happy again because I rode a Go-Kart. The day was fun.

1. They were at the amusement park yesterday.

**True**

False

2. His mom was happy.

**True**

False

3. He rode the biggest rollercoaster.

True

**False**

4. The weather was cold.

True

**False**

5. The day was boring.

True

**False**

6. He rode the Go-Kart.

**True**

False



# BLOG

**E** Think about the last time you did something fun with your family. Answer the questions. *Answers will vary.*

1. Where were you? \_\_\_\_\_.
2. How did you feel? \_\_\_\_\_.
3. What was the weather like? \_\_\_\_\_.
4. Were your parents with you? \_\_\_\_\_.
5. Were your cousins with you? \_\_\_\_\_.
6. What were you doing? \_\_\_\_\_.

**F** Ask two classmates the questions and write the answers.

	Classmate 1	Classmate 2
1. Where were you?		
2. How did you feel?		
3. What was the weather like?		
4. Were your parents with you?		
5. Were your cousins with you?		
6. What were you doing?		

**A Write the questions for these sentences.**

1. Were they at the beach last week \_\_\_\_\_ ?

Yes, they were at the beach last week.

2. Was John in London last month \_\_\_\_\_ ?

Yes, John was in London last month.

3. Was she at the movies yesterday \_\_\_\_\_ ?

Yes, she was at the movies yesterday.

4. Were Carl and Steve at a party last night \_\_\_\_\_ ?

Yes, Carl and Steve were at a party last night.

5. Was Chris in the school play last year \_\_\_\_\_ ?

Yes, Chris was in the school play last year.

**B Choose the correct option to complete the sentences.**

1. Where \_\_\_\_\_ you last night?

a) was                      b) were                      c) wasn't

2. I \_\_\_\_\_ at the movies.

a) was                      b) were                      c) wasn't

3. \_\_\_\_\_ you happy?

a) was                      b) were                      c) wasn't

4. No, I \_\_\_\_\_.

a) was                      b) were                      c) wasn't

5. The movie \_\_\_\_\_ very boring.

a) was                      b) were                      c) wasn't





**C Write the following sentences in the past.**

1. He is happy. \_\_\_\_\_ **He was happy** \_\_\_\_\_.
2. They are lost. \_\_\_\_\_ **They were lost** \_\_\_\_\_.
3. George is in his bedroom. \_\_\_\_\_ **George was in his bedroom** \_\_\_\_\_.
4. Sara is scared. \_\_\_\_\_ **Sara was scared** \_\_\_\_\_.
5. Chris and Sam are short. \_\_\_\_\_ **Chris and Sam were short** \_\_\_\_\_.

**D Unscramble the questions.**



1. form / do / diamonds / How  
 \_\_\_\_\_ **How do diamonds form** \_\_\_\_\_ ?
2. big / world's / is / diamond / the / largest / How  
 \_\_\_\_\_ **How big is the world's largest diamond** \_\_\_\_\_ ?
3. all / white / diamonds / Are  
 \_\_\_\_\_ **Are all diamonds white** \_\_\_\_\_ ?
4. is / diamond / What / a  
 \_\_\_\_\_ **What is a diamond** \_\_\_\_\_ ?
5. than / diamonds / harder / Are / steel  
 \_\_\_\_\_ **Are diamonds harder than steel** \_\_\_\_\_ ?





# BLOG

- E** Hide something in the classroom or around school. *Answers may vary.*
- F** Draw a map of the school and mark where the object is hidden.



- G** Write sentences to explain where the object is. *Answers will vary.*

1. \_\_\_\_\_
2. \_\_\_\_\_
3. \_\_\_\_\_
4. \_\_\_\_\_
5. \_\_\_\_\_

- H** Exchange maps with a friend and look for the hidden objects.

# Lesson 5

**A Order the months with numbers 1 to 12.**

1 January

11 November

3 March

2 February

5 May

4 April

9 September

6 June


12 December

8 August

7 July

10 October

**B Read the descriptions. Write the right season next to the description.**



1. It's cold. The trees change their color. Leaves fall from the trees.

\_\_\_\_\_ autumn \_\_\_\_\_

2. It's warm. Birds sing. The flowers and trees begin to blossom.

\_\_\_\_\_ spring \_\_\_\_\_

3. It's very cold and snowy. You can make snowmen and play with snowballs.

\_\_\_\_\_ winter \_\_\_\_\_

4. It's hot and sunny. You go to the beach. You eat ice cream.

\_\_\_\_\_ summer \_\_\_\_\_

**C** Write the months of each season in the northern hemisphere.

1. The spring months are:

M arch                      A pril                      M ay

2. The summer months are:

J une                      J uly                      A ugust

3. The fall months are:

S eptember                      O ctober                      N ovember

4. The winter months are:

J anuary                      F ebruary                      D ecember

**D** Draw a picture of your favorite season. Then, complete the sentence. *Answers will vary.*



I like \_\_\_\_\_ because \_\_\_\_\_.

## BLOG

**E** Read and answer the questions. *Answers may vary.*

1. When is spring? \_\_\_\_\_  
What's the weather like? \_\_\_\_\_
2. When is summer? \_\_\_\_\_  
What's the weather like? \_\_\_\_\_
3. When is fall? \_\_\_\_\_  
What's the weather like? \_\_\_\_\_
4. When is winter? \_\_\_\_\_  
What's the weather like? \_\_\_\_\_

**F** Draw the clothes you wear for the four seasons. *Answers may vary.*

Spring

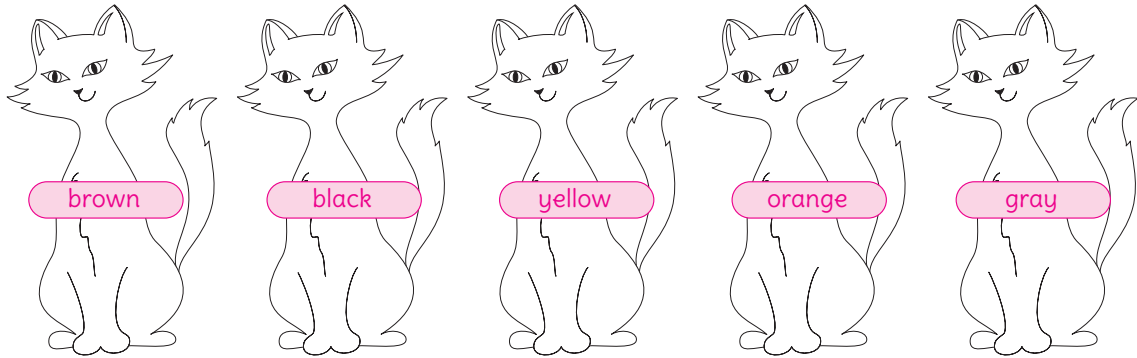
Summer

Fall

Winter


**A Follow the instructions. Color the cats.**

1. The second cat is black.
2. The first cat is brown.
3. The fourth cat is orange.
4. The third cat is yellow.
5. The fifth cat is gray.



**B Follow the instructions. Circle the correct option.**


1. Circle the third frog.




2. Circle the second pond.




3. Circle the fifth fish.



4. Circle the first turtle.




5. Circle the fourth plant.



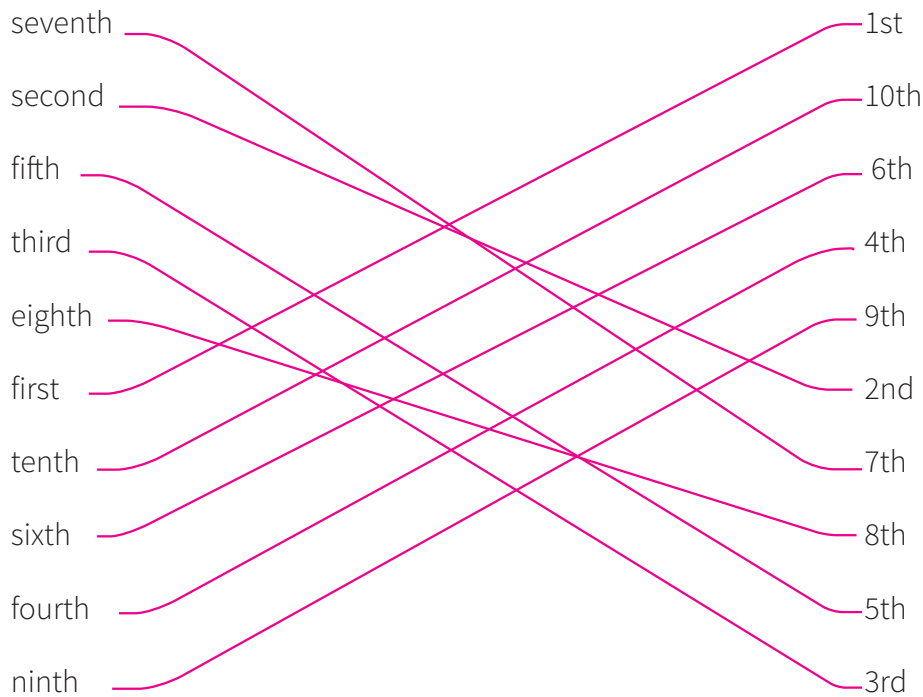
**C Use the clues to find the word. Write the letters in the correct space. Draw.**

1. The first letter in dog.
2. The fifth letter in rabbit.
3. The third letter in man.
4. The fourth letter in school.
5. The first letter in summer.
6. The sixth letter in baseball.
7. The seventh letter in pendulum.
8. The ninth letter in alligator.



D	I	N	O	S	A	U	R
1	2	3	4	5	6	7	8

**D Draw lines to match the words and the numbers.**



# BLOG

**E** Go around your classroom and complete your Birthday Book. *Answers may vary.*

**Birthday Book**

Name: \_\_\_\_\_

Birthday: \_\_\_\_\_

Name: \_\_\_\_\_

Birthday: \_\_\_\_\_

Name: \_\_\_\_\_

Birthday: \_\_\_\_\_

Name: \_\_\_\_\_

Birthday: \_\_\_\_\_

Name: \_\_\_\_\_

Birthday: \_\_\_\_\_

Name: \_\_\_\_\_

Birthday: \_\_\_\_\_

Name: \_\_\_\_\_

Birthday: \_\_\_\_\_

**F** Decorate your Birthday Book.

# Lesson 7

**A** Read the words and put them in the right box.

Friday eight o'clock	Christmas August	the morning October 12th	1960	winter my birthday
at	on	in		
Christmas eight o'clock	Friday October 12th my birthday	the morning 1960 winter August		

**B** Fill in the blanks with **at**, **on**, or **in**.

1. on Christmas day
2. in the morning
3. on the weekend
4. at night
5. on August 2nd

**C** Unscramble the words.

1. irtdbayh birthday
2. dzocia zodiac
3. yulJ July
4. ebetSepmr September
5. taSraitiusg Sagittarius
6. movbeerN November





**D Choose the correct preposition.**

1. Sam's birthday is \_\_\_\_\_ June 19th.  
 a) at                      b) on                      c) in
2. Tom's birthday is \_\_\_\_\_ April.  
 a) at                      b) on                      c) in
3. Sara goes to school \_\_\_\_\_ 8:15 am.  
a) at                      b) on                      c) in
4. We don't go to school \_\_\_\_\_ the weekend.  
 a) at                      b) on                      c) in
5. It's cold \_\_\_\_\_ the morning.  
 a) at                      b) on                      c) in

**E Complete the crossword.**

**DOWN**

1. 14th
2. 6th
3. 19th
4. 11th
5. 30th
6. 5th
7. 2nd

**ACROSS**

1. 17th
2. 20th
3. 12th

DOWN 1: T, W, E, N, T, Y

DOWN 2: T, W, E, N, T, Y

DOWN 3: T, W, E, N, T, Y

DOWN 4: T, W, E, N, T, Y

DOWN 5: T, W, E, N, T, Y

DOWN 6: T, W, E, N, T, Y

DOWN 7: T, W, E, N, T, Y

ACROSS 1: S, E, V, E, N, T, E, E, N, T, H

ACROSS 2: S, E, V, E, N, T, E, E, N, T, H

ACROSS 3: T, W, E, L, F, T, H

ACROSS 4: S, E, V, E, N, T, E, E, N, T, H

ACROSS 5: T, W, E, L, F, T, H

ACROSS 6: S, E, V, E, N, T, E, E, N, T, H

ACROSS 7: T, W, E, L, F, T, H

ACROSS 8: S, E, V, E, N, T, E, E, N, T, H

ACROSS 9: T, W, E, L, F, T, H

ACROSS 10: S, E, V, E, N, T, E, E, N, T, H

# BLOG

**F** Choose a topic.

The Discovery of America / the New World

The Aztecs

The Mexican Independence

**G** Work with a friend. Write what you know about the topic. Research extra information if you can. *Answers will vary.*

---

---

---

---

---

---


---

---

---

---

**H** Draw a picture to illustrate your ideas.



**A Draw a line to connect the columns.**

- |                             |       |                                  |
|-----------------------------|-------|----------------------------------|
| 1. New Year's Day           | _____ | a) November 20th                 |
| 2. Mexican Independence Day | _____ | b) May 1st                       |
| 3. Day of the Dead          | _____ | c) January 1st                   |
| 4. Labor Day                | _____ | d) September 16th                |
| 5. Mexican Revolution Day   | _____ | e) November 1st and November 2nd |

**B Read the text. Answer the questions.** *Answers will vary.*

**Honesty Day**

Honesty Day is celebrated on April 30th in the United States. It was invented by author M. Hirsh Goldberg. On this day people should tell the truth. It is a day when people should think about the lies we tell ourselves and to others.

1. Do people tell a lot of lies?

\_\_\_\_\_.

2. What three lies do you think are the most common?

\_\_\_\_\_.

3. How often do you tell lies?

\_\_\_\_\_.



**C** Read the sentences. Decide if the people are honest. Write Yes or No.

Answers will vary.

- |  |                 |
|--|-----------------|
| 1. John copies Sara's answers during a test.           | _____ No _____  |
| 2. Tom returns a purse he found.                       | _____ Yes _____ |
| 3. The girl takes the chocolate without paying for it. | _____ No _____  |
| 4. Linda shows her mom the vase she broke.             | _____ Yes _____ |
| 5. Chris takes Mark's ball without permission.         | _____ No _____  |

**D** Read each sentence. If you do it circle thumbs up. If you don't do it circle thumbs down. Answers will vary.

- I give back the things that don't belong to me.
- I do my own work.
- I tell the truth, even if my friend gets angry.
- I keep my promises.
- I admit when I do something wrong.





## Grammar Structures Unit 1

### Imperatives:

We use *imperatives* to give a direct order or instruction. Imperatives never have a subject.

#### Affirmative

Verb	+	Complement
Open		the door.
Do		your homework.

#### Negative

Verb	+	Verb	+	Complement
Don't		open		the window.
Don't		talk		with your mouth full.

### Present continuous

This tense is also called *present progressive*. We use it to describe actions at the moment of speaking. We use verb **to Be** as an auxiliary for this tense.

#### Affirmative

Subject	+	Verb to Be	+	Verb + <i>ing</i>	+	Complement
I		am		<b>watching</b>		TV.
You		are		<b>driving</b>		a car.
He / She / It		is		<b>sleeping</b>		in the house.
We / You / They		are		<b>cooking</b>		lunch.

#### Negative

Subject	+	Verb to Be + not	+	Verb + <i>ing</i>	+	Complement
I		am not		<b>watching</b>		TV.
You		are not		<b>driving</b>		a car.
He / She / It		is not		<b>sleeping</b>		in the house.
We / You / They		are not		<b>cooking</b>		lunch.

### Interrogative

Verb to Be	+	Subject	+	Verb + <i>ing</i>	+	Complement
Am		I		<b>watching</b>		TV?
Are		you		<b>driving</b>		a car?
Is		he / she / it		<b>sleeping</b>		in the house?
Are		we / you / they		<b>cooking</b>		lunch?

### Phrasal verbs (inseparable)

They are made up of a verb and one or more particles (adverbs and/or prepositions).

Verb + one or more particles (examples)	
come in	take on
put up with	get up
look after	take off

## Grammar Structures Unit 2

### Simple present

We use the Simple present to describe habits, facts and general information. We add -s or -es to the 3rd person in Affirmative form.

#### Affirmative

Subject	+	Verb in simple form	+	Complement
I		kiss		my mother every day.
You		eat		eggs for breakfast.
He / She		speaks		English.
It		eats		small fish.
We		dance		every evening.
You		help		your friends.
They		travel		to school by bus.

#### Negative

Subject	+	don't / doesn't	+	Verb in simple form	+	Complement
I		don't		sing		in the bathroom.
You		don't		go		to the movies on Mondays.
He / She		doesn't		speak		English.
It		doesn't		eat		small fish.
We		don't		dance		every evening.
You		don't		help		your friends.
They		don't		travel		to school by bus.

#### Interrogative

Do / Does	+	Subject	+	Verb in simple form	+	Complement
Do		I		sing		in the bathroom.
Do		You		go		to the movies on Mondays.
Does		he / she		speak		English.
Does		my dog		eat		small fish.
Do		we		dance		every evening.
Do		you		help		your friends.
Do		they		travel		to school by bus.

#### Short answers

Yes / No	+	Subject	+	Auxiliary (affirmative or negative)
Yes,		he / she		does.
No,		he / she		doesn't.
Yes,		I / we / you / they		do.
No,		I / we / you / they		don't.

## Grammar Structures Unit 3

### Can

It usually expresses ability. We use can and can't with all the personal pronouns.

#### Affirmative

Subject	+	Can	+	Verb	+	Complement
I		can		jump		high.
You		can		draw		beautiful pictures.
He / She		can		ride		a bike.
It		can		help		finding people.
We / You / They		can		fly		a plane.

#### Negative

Subject	+	Can't (can not)	+	Verb	+	Complement
I		can't		jump		high.
You		can't		draw		beautiful pictures.
He / She		can't		ride		a bike.
It		can't		help		finding people.
We / You / They		can't		fly		a plane.

#### Interrogative

Can	+	Subject	+	Verb	+	Complement (?)
Can		I		jump		high?
Can		you		draw		beautiful pictures?
Can		he / she		ride		a bike?
Can		it		help		finding people?
Can		we / you / they		fly		a plane?

#### Nationalities

I am <b>from Mexico.</b>	I am <b>Mexican.</b>
You are <b>from Japan.</b>	You are <b>Japanese.</b>
He is <b>from France.</b>	He is <b>French.</b>
She is <b>from Argentina.</b>	She is <b>Argentinian.</b>
It is <b>from China.</b>	It is <b>Chinese.</b>
We are <b>from England.</b>	We are <b>English.</b>
You are <b>from the United States.</b>	You are <b>American.</b>
They are <b>from Canada.</b>	They are <b>Canadian.</b>



## Grammar Structures Unit 4

### Adverbs

They give additional information about verbs, adjectives and other adverbs.

Categories	Examples	
frequency	<i>always, never</i>	My mom <b>always cooks</b> in the mornings.
time and place	<i>now, there</i>	<b>Bring</b> your homework <b>here</b> .
manner	<i>gladly, slowly</i>	That horse <b>runs slowly</b> .
quantity	<i>a little, a lot</i>	We <b>work a lot</b> .

### Have

#### Affirmative

Subject	+	Have / Has	+	Complement
I		<b>have</b>		three brothers.
You		<b>have</b>		eggs for breakfast.
He / She		<b>has</b>		English classes every day.
It		<b>has</b>		a new kennel.
We		<b>have</b>		a big house.
You		<b>have</b>		many friends.
They		<b>have</b>		a green car.

#### Negative

Subject	+	Don't / Doesn't	+	Verb in simple form	+	Complement
I		<b>don't</b>		<b>have</b>		three brothers.
You		<b>don't</b>		<b>have</b>		eggs for breakfast.
He / She		<b>doesn't</b>		<b>have</b>		English classes every day.
It		<b>doesn't</b>		<b>have</b>		a new kennel.
We		<b>don't</b>		<b>have</b>		a big house.
You		<b>don't</b>		<b>have</b>		many friends.
They		<b>don't</b>		<b>have</b>		a green car.

#### Interrogative

Do / Does	+	Subject	+	Verb in simple form	+	Complement (?)
Do		I		<b>have</b>		brothers or sisters?
Do		You		<b>have</b>		egg for breakfast?
Does		he / she		<b>have</b>		English classes every day?
Does		my dog		<b>have</b>		toys?
Do		we		<b>have</b>		a big house?
Do		you		<b>have</b>		friends?
Do		they		<b>have</b>		a green car?

## Grammar Structures Unit 5

### Simple past of verb to be

We use the simple past to refer to completed events, or actions in the past.

#### To Be

##### Affirmative

Subject	+	Was / Were	+	Complement
I		<b>was</b>		at school yesterday.
You		<b>were</b>		with mom in the afternoon.
He / She		<b>was</b>		in the house.
It		<b>was</b>		in the tree.
We		<b>were</b>		on a bus in the morning.
You		<b>were</b>		with many friends.
They		<b>were</b>		very happy.

##### Negative

Subject	+	Was / Were + Not ( <i>wasn't, weren't</i> )	+	Complement
I		<b>wasn't</b>		at school yesterday.
You		<b>weren't</b>		with mom in the afternoon.
He / She		<b>wasn't</b>		in the house.
It		<b>wasn't</b>		in the tree.
We		<b>weren't</b>		on a bus in the morning.
You		<b>weren't</b>		with many friends.
They		<b>weren't</b>		very happy.

##### Interrogative

Was / Were	+	Subject	+	Complement
<b>Was</b>		I		at school yesterday?
<b>Were</b>		you		with mom in the afternoon?
<b>Was</b>		he / she		in the house?
<b>Was</b>		it		in the tree?
<b>Were</b>		we		on a bus in the morning?
<b>Were</b>		you		with many friends?
<b>Were</b>		they		very happy?

##### Question words

Question Word	Example
why (reason)	<b>Why</b> were you at school yesterday? I had a class.
how (manner)	<b>How</b> are you going to Europe? By plane.
where (place)	<b>Where</b> was the teacher in the morning? She was at home.
when (time)	<b>When</b> is your birthday? On April 15th.
what (thing / activity)	<b>What</b> can you do to help? We can collect blankets.






This brand new comprehensive, fully illustrated, six-level series is aimed at leading your primary students to develop English language and life competencies.

**Rainbow of words** teaches all four language skills right from the start and provides students with a broad variety of opportunities to practice what they have learned in and outside the classroom through the following benefits:

- Lively, enjoyable and achievable student-centered activities based on the Constructivist Interactive Approach that engage students in meaningful communication from the first day of class.
- Encourages students to develop English language fluency easily and in a fun way as they actively interact through interesting and engaging topics, games, songs and chants.
- Fosters self-assurance and confidence due to its gradual progressive syllabus.
- A free-response opening question encourages students to develop critical thinking skills as they express their own opinions, preferences and experiences at their own age and knowledge level.
- Interesting reading and writing tasks, which allow spelling practice and reinforcement.
- Reinforces values, which complement their social development throughout the school year.
- A Project at the end of every lesson fosters teamwork and cooperative learning.
- Attractive banners throughout the lesson, that catches students' attention into the language structures to be practiced.
- A Review presented in a fun and attractive way at the end of every unit allows for feedback and self-evaluation.

### Other titles of our series



N. 11847

EDITORIAL ESFINGE, S. DE R.L. DE C.V.

Átomo 24, Col. Parque Industrial  
Naucalpan, Edo. de México,

C.P. 53489

Tel.: 55 5359 1111

contacto@esfinge.com.mx