



RAINBOW

of words

2

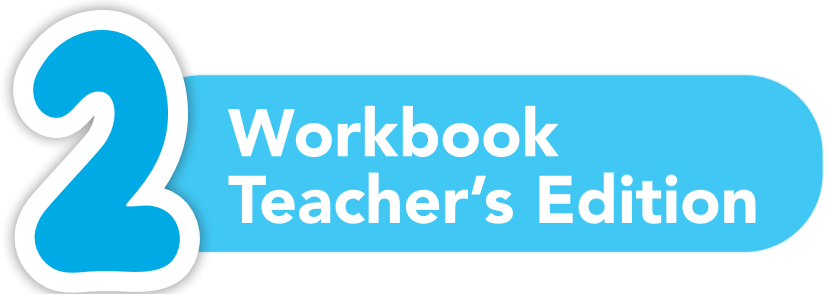
Workbook
Teacher's Edition



Kells
EDUCATION

The logo features the word "RAINBOW" in large, blue, rounded letters with a white outline, set against a light blue cloud background. Below it, the words "of words" are written in white on a blue brushstroke background.

RAINBOW
of words

The logo consists of a large blue number "2" with a white outline, followed by a blue rounded rectangle containing the text "Workbook Teacher's Edition" in white.

2 Workbook
Teacher's Edition

GENERAL DIRECTOR
EDITORIAL DIRECTOR
PUBLISHER
EDITORIAL COORDINATORS

EDITOR
COVER DESIGNER
SERIES DESIGNER
LAYOUT
PHOTOGRAPHS AND ARTWORK

ILLUSTRATIONS
PHOTOGRAPHY
PROOFREADER
EDITORIAL ASSISTANT
PRESS COORDINATOR

Gabriel Torres Messina
Rosa María Núñez Ochoa
Jean Denise Salazar Wolfe
Hened Manzur Soda, Canda Machado Garz
Letra Cardinal
Hened Manzur Soda, Letra Cardinal
Tania Campa
Tania Campa
Berenice Juárez Rodríguez, Letra Cardinal
Cristina Anguiano, Armando Alvarado,
Hugo Hurtado
Grupo Pictograma
Shutterstock, Inc., Photospin, Inc.
Yaholi González, Edith Gaxiola Aldama
Daniela Tovar Uribe
Daniel Israel González Ramírez

Rainbow of words 2 Workbook Teacher's Edition



All rights reserved:

© 2023, Editorial Esfinge, S. de R. L. de C. V.
Átomo 24
Colonia Parque Industrial Naucalpan
Naucalpan de Juárez,
Estado de México, C. P. 53489
contacto@esfinge.com.mx

No part of this publication may be reproduced, stored in a retrieval system, or transmitted in any form or by any means, electronic, mechanical, photocopying, recording or otherwise, without the prior permission of the Publisher. Any person who does any unauthorized act in relation to this publication may be liable to criminal prosecution and civil claims for damages.

This edition first published in 2023

Every effort has been made to trace the copyright holders and we apologize in advance for any unintentional omissions. We will be happy to insert the appropriate acknowledgements in any subsequent editions.

Printed in Mexico



Respete el derecho de autor.
No fotocopie esta obra.



Table of Contents




















Unit 1	Fabulous Food	4
Unit 2	Our Things	28
Unit 3	Having Fun	52
Unit 4	Sorting Things Out	76
Unit 5	Being Part of a Family	100
Grammar Structures		124

Lesson 1

UNIT 1

Fabulous food

A Write I like or I don't like. Draw a picture of the food. *Answers will vary.*

					
	<input type="text"/>	<input type="text"/>	<input type="text"/>		
	apples	peas	carrots		
	<input type="text"/>	<input type="text"/>	<input type="text"/>		
	oranges	candy	potatoes		
	<input type="text"/>	I like _____	I don't like _____		
	soda	_____	_____		
					


B Write about what is good, and not good for you. *Answers will vary.*

1. _____ are good for you.
2. _____ are not good for you.
3. _____ is not good for you.
4. _____ is good for you.
5. _____.

C Draw three things that are good for you. *Answers will vary.*



D Draw three things that are not good for you. *Answers will vary.*



BLOG

E Write and draw about yourself. If you don't know the word, ask someone to help you.

1. This is what I usually have for breakfast.

2. This is what I usually have for lunch at school.

3. This is what I usually have for dinner.

4. This is what I usually have before I go to bed.

5. This is my favorite food.

Lesson 2

A Unscramble the words to write a sentence.

1. cake / and / Peter / pineapple / pear / likes

Peter likes pear and pineapple cake



2. peas / Susana / like / carrots / or / doesn't

Susana doesn't like carrots or peas



3. you / is / good / Broccoli / for / very

Broccoli is very good for you



4. hamburgers / day / Don't / every / eat


Don't eat hamburgers every day



5. food / children / good / need / All

All children need good food



B  **Your turn! Write a scrambled sentence and exchange it with a classmate. Answers will vary.**

My sentence...

My friend's sentence...


C Complete the sentences. Use words from the box.

oil salt likes
doesn't cheese candy tomatoes


- Mary _____ **doesn't** _____ like potato chips.
- Pizza has a lot of _____ **cheese** _____.
- Potato chips have a lot of _____ **oil** _____ and _____ **salt** _____.
- _____ **Candy** _____ has a lot of sugar.
- Roberta _____ **likes** _____ broccoli but she doesn't like _____ **tomatoes** _____.

D Change these sentences to plural and draw pictures.


- A pea is small and green.
Peas are small and green _____




- A hot dog has lots of salt.
Hot dogs have lots of salt _____



- A cookie has a lot of sugar.
Cookies have a lot of sugar _____



- A carrot is usually orange.
Carrots are usually orange _____



BLOG

- E** Interview family members about their favorite food. Try to find the words in English. If you can't, draw the food or paste cutouts.

Family Member (mom, dad, uncle, aunt, cousin, brother, sister, etc.)	Favorite Fruit	Favorite Vegetables	Other Favorite Food


Lesson 3

- A** What's in your lunchbox today? Draw and label the food in your lunchbox. Use the words in the box or add some others. Copy them carefully. Decorate your lunchbox. *Answers will vary.*

ham cheese lettuce jam sandwich sausage carrots
 salad potato chips cookies cake hamburger jicama
 cucumbers bread beans bread roll chocolate bar
 soup juice water soda crackers



B Order the sentences to make a recipe. Match the sentences to the pictures.



4 Sprinkle with nuts. Put a cherry on top.

2 Take a scoop of chocolate, vanilla and strawberry ice cream. Put them on top of the banana.

3 Pour chocolate syrup over the ice cream. Add whipped cream.

1 Cut a banana in half. Put it on a plate.

C Write a question for each answer. Color the cake. Follow the example.

Do you like carrots? Yes, I do. I like carrots.

1. Do you like potatoes? No, I don't. I don't like potatoes.

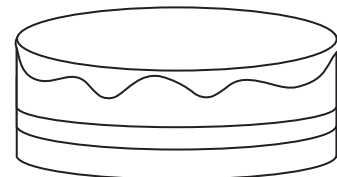
2. Do you like hot dogs? No, I don't. I don't like hot dogs.

3. Do you like pizza with sugar? No, I don't. I don't like pizza with sugar.

4. Do you like watermelon? Yes, I do. I love watermelon.


5. Do you like chocolate cake? Answers will vary. chocolate cake.

This is a Answers will vary. cake.



BLOG

D How are you responsible? What things are you responsible for?



A large rectangular writing area with a decorative border. The border consists of various blue patterns: a top row with a sequence of dots, diagonal stripes, vertical stripes, diamonds, horizontal stripes, and diagonal stripes; a right column with vertical stripes, dots, diagonal stripes, horizontal stripes, diamonds, vertical stripes, and diagonal stripes; a bottom row with diagonal stripes, horizontal stripes, diamonds, vertical stripes, diagonal stripes, and dots; and a left column with diagonal stripes, horizontal stripes, diamonds, vertical stripes, diagonal stripes, dots, horizontal stripes, and diagonal stripes. The central area contains ten horizontal lines for writing.

Lesson 4

A



Use the words from the box and write questions. Ask a friend and write the answers.

do like eat likes toast cereal milk bread yoghurt
eggs sausages don't does doesn't do don't
does doesn't your mom your dad your sister your brother

Does your mom like sausages?



No, she doesn't.

1. *Answers will vary.* _____ ? _____.
2. _____ ? _____.
3. _____ ? _____.
4. _____ ? _____.
5. _____ ? _____.

B

Write the words in the correct column. Read them aloud.

church ranch cheese patch chimp punch Charlie
watch champion chocolate branch chant

ch	Initial /ch/	Final /ch/	ch
ch	church	ranch	ch
ch	cheese	patch	ch
ch	chimp	punch	ch
ch	Charlie	watch	ch
ch	chocolate	branch	ch
ch	champion		ch
ch	chant		ch

C



Write a chant about food. Say it in front of the class. Follow the example, but substitute the words in parentheses. *Answers will vary.*

(Alex) likes (peas), but (he) doesn't like (carrots).

(Susi) likes (peas), but (she) doesn't like (carrots).

I don't like (peas), and I don't like (carrots).

Yeah, yeah, yeah!

What does (he) like? (Peas and carrots).

What does (she) like? (Peas and carrots).

Yeah, yeah, yeah!

A large rectangular area with a scalloped border, containing ten horizontal lines for writing. The border is decorated with blue musical notes and a light blue background.

BLOG

- D** Draw pictures of fruit, vegetables or food that you don't know how to say in English. Ask different people to help you find the word in English. Write it and say who helped you.

fruit

Word in English:

Who helped you?

vegetable

Word in English:

Who helped you?

food

Word in English:

Who helped you?

fruit

Word in English:

Who helped you?

vegetable

Word in English:

Who helped you?

food

Word in English:

Who helped you?

Lesson 5

A Use the words in the box to write sentences about the food in the refrigerator. Look at the example.

milk orange juice strawberries yoghurt eggs butter cream
in on next to top shelf bottom shelf



The milk is on the top shelf, next to the orange juice.

The strawberries are on the top shelf, in the bowl

The orange juice is on the top shelf next to the milk

The cream is on the top shelf next to the strawberries

The eggs are on the bottom shelf, next to the cream

The yoghurt is on the bottom shelf next to the butter

The butter is on the bottom shelf in the refrigerator

B Draw food items in the refrigerator. Write sentences.

Answers will vary.

C Find information. Write sentences about cows, goats and sheep.



Cows



Goats



Sheep


1. Cows give us cheese. Goats and sheep give us cheese too.
2. Cows give us butter. Goats and sheep give us butter too.
3. Cows give us milk. Goats and sheep give us milk too.
4. Cows give us meat. Goats and sheep give us meat too.
5. Cows give us leather. Goats and sheep give us leather too.

D Draw and label some milk products that you usually have at home.

Answers will vary.

BLOG

- F** Draw products that come from cows. Then, write about them. Look at the example.



I like white cheese but I don't like blue cheese.

1. I like _____ but I don't like _____.
2. I like _____ but I don't like _____.
3. _____.
4. _____.
5. _____.



A Complete the dialog between Bobby and his dad. Use the words from your book.

Dad: Bobby, please look in the pantry. Can you see the tuna fish? Where is it?

Bobby: Yes, Dad. The tuna fish is next to the bread.

Bobby: We also need the ketchup. It's on the second shelf next to the oil.


Dad: We can make pasta with seafood. Where are the sardines and where is the pasta?

Bobby: The sardines are on the bottom shelf. The pasta is next to the sardines.

Hurry, let's get them right away! We can make a delicious pasta dish!

B Illustrate and write some ingredients for pasta with seafood. Use a dictionary to look up words.

Answers will vary.



C Write the words in the box in the correct column.

goat crab lobster lollipop butter octopus fish sheep
cheese strawberries shrimp cow pig bacon chicken

Ocean animals	Farm animals	Food
crab lobster octopus fish shrimp	goat sheep cow pig chicken	butter cheese strawberries bacon lollipop

D Write sentences using some of the words in the columns. Follow the example.

I like to eat fish and cheese.

Answers will vary.

BLOG

E Draw a picture of three friends showing things they found in the sea. Write your friends' names. Complete the sentences. Look at the example.

I am Sally.



1. Sally sells seashells at the seashore.
2. _____ sells _____ at _____.
3. _____ sells _____ at _____.
4. _____ sells _____ at _____.

Lesson 7

A Label all the ingredients of this huge baguette.

bread

lettuce

ham



cheese

tomatoes

butter

mayonnaise

onions

B Draw your own favorite sandwich and label all the ingredients.



Answers will vary.



C Unscramble these words to write a sentence.

1. shelf / the / The / on / refrigerator / in / is / milk / the / top

The milk is in the refrigerator on the top shelf

2. cream / bag / cheese / is / of / and / The / the / the / tomatoes / between

The bag of cheese is between the cream and the tomatoes

3. flour / wheat / miller / into / mills / A

A miller mills wheat into flour

4. rock / octopus / that / under / There's / an

There's an octopus under that rock

5. ocean / lobsters / bottom / live / the / the / Shrimp / on / and / of

Shrimp and lobsters live on the bottom of the ocean

D  **Your turn! Write a scrambled sentence and exchange it with a classmate. Answers will vary.**

My sentence...

My friend's sentence...

BLOG

E Write and draw your own meal journal. Which food time do you like best?
Follow the example.

Breakfast

I love orange juice!



Lunch



Dinner



A Use the words in the box to complete the chant.

hen store bean shelf green chicks plate plenty cow queen

One, two, a cow says moo!

Three, four, go to the store.

Five, six, yellow chicks.

Seven, eight, tomatoes on a plate.

Nine, ten, a big fat hen.

Eleven, twelve, things on a shelf.


Thirteen fourteen. Peas are green.

Fifteen, sixteen. Do you want a bean?

Seventeen, eighteen, for a queen.

Nineteen, twenty, all for plenty.

B Draw pictures. Memorize the verses and practice saying them with a classmate. *Answers will vary.*



C Look at the pictures and solve these problems. Write the answer using a complete sentence.



1. Louise bakes cakes. She uses seventeen eggs for each cake and six eggs for the icing. How many eggs does she use for each cake?

She uses twenty three eggs.



2. If you eat seven small shrimps for lunch and then eat eleven shrimps for dinner, how many shrimps do you eat in all?

I eat eighteen shrimps.



3. The miller gets twenty-one bags of wheat on Monday and fourteen bags of wheat on Tuesday. How many more bags of wheat does he get on Monday than on Tuesday?

He gets thirty five bags.

BLOG

- D** Think about some food you have in your home. Write the names.
 Fill in the table. Ask a family member for some help at home.
 Look at some ideas in the box.

Where you get it: Food comes from a farm, a market, a supermarket, my garden, etc.

Who buys or picks it: Dad, Mom, domestic helper, Grandma, Grandpa, me, etc.

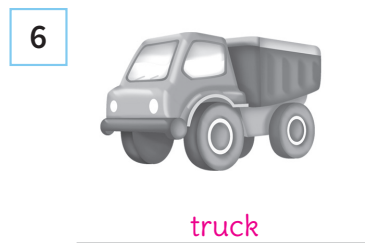
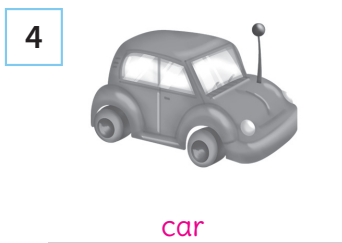

What kind of food it is: Fruit, vegetable, milk product, animal product, wheat product, etc.

Food	Where you get it.	Who buys or picks it	What kind of food it is	Other interesting facts

Lesson 1

UNIT 2
Our Things


A Write the words.



B Look at the pictures and answer the questions. Look at the example.


1. Where are Ben's marbles?

They're under the table.



2. Where's Tina's doll?

It's on the couch



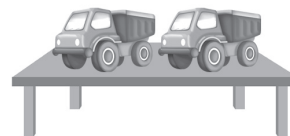
3. Where's Ana's yo-yo?

It's next to the skates



4. Where are Ted's trucks?

They're on the table




C Draw your favorite toy. Write sentences describing the color and the size.

Answers will vary.

BLOG


D Draw the places where you keep your toys. Or take some pictures, print them out and paste them here.



E Write four sentences about where you keep some of your toys. Name the toy and where you keep it.

1. _____
2. _____
3. _____
4. _____

A Unscramble the words to make sentences. Color the picture.



1. mural / This / the / is / girls'

This is the girls' mural.

2. are / clay toys / These / the / boy's

These are the boy's clay toys

3. tablets / working / The / not / boys' / are

The boy's iPads are not working

4. the / smartphone / is / This / girl's

This is the girl's smartphone

B  Write a scrambled sentence and exchange it with a classmate.
Answers will vary.

My sentence...

My friend's sentence...

C Join the words to make compound words.

- | | | | |
|----------|-------|-------|-------|
| 1. rain | _____ | _____ | box |
| 2. back | _____ | _____ | bow |
| 3. break | _____ | _____ | ball |
| 4. air | _____ | _____ | pack |
| 5. lunch | _____ | _____ | plane |
| 6. base | _____ | _____ | fast |

D Write three sentences using the compound words in Activity C.

1. *Answers will vary.* _____
2. _____
3. _____

E What is inside your backpack? Draw and make a list.

Answers will vary. _____

BLOG

- F** Interview a family members about their favorite toys. Find the words in English. Write a sentence for each toy.

Family member (mom, dad, uncle, etc.)	Favorite toy	Picture
1. My _____ favorite toy is _____.		
2. My _____ favorite toy is _____.		
3. My _____ favorite toy is _____.		


Lesson 3

A Read and answer the questions.



A Different Costume Party!

Jenny's Super Animal Party is today at her house. She has a crazy animal mask. Her friends have crazy animal masks and costumes, too. Jenny's friends are Violet, Nora, Oliver, and Henry. They used paper plates, feathers, sequins, glitter, glue and paint to make their masks. The costumes at the party are of different animals like giraffes, lions, elephants, and snakes. The animals have super powers. They eat special food and play games. It's a fun party!



1. Where is Jenny's Super Animal Party?

It is at her house

2. What are the mask materials?

Paper plates, feathers, sequins, glitter, glue and paint

3. What are the animal costumes at the party?

Giraffes, lions, elephants and snakes

4. Who are Jenny's friends?

Violet, Nora, Oliver and Henry

B Unscramble and draw the words.

1. skenersa

sneakers



2. otsob

boots




3. tckej

jacket




4. ssrde

dress



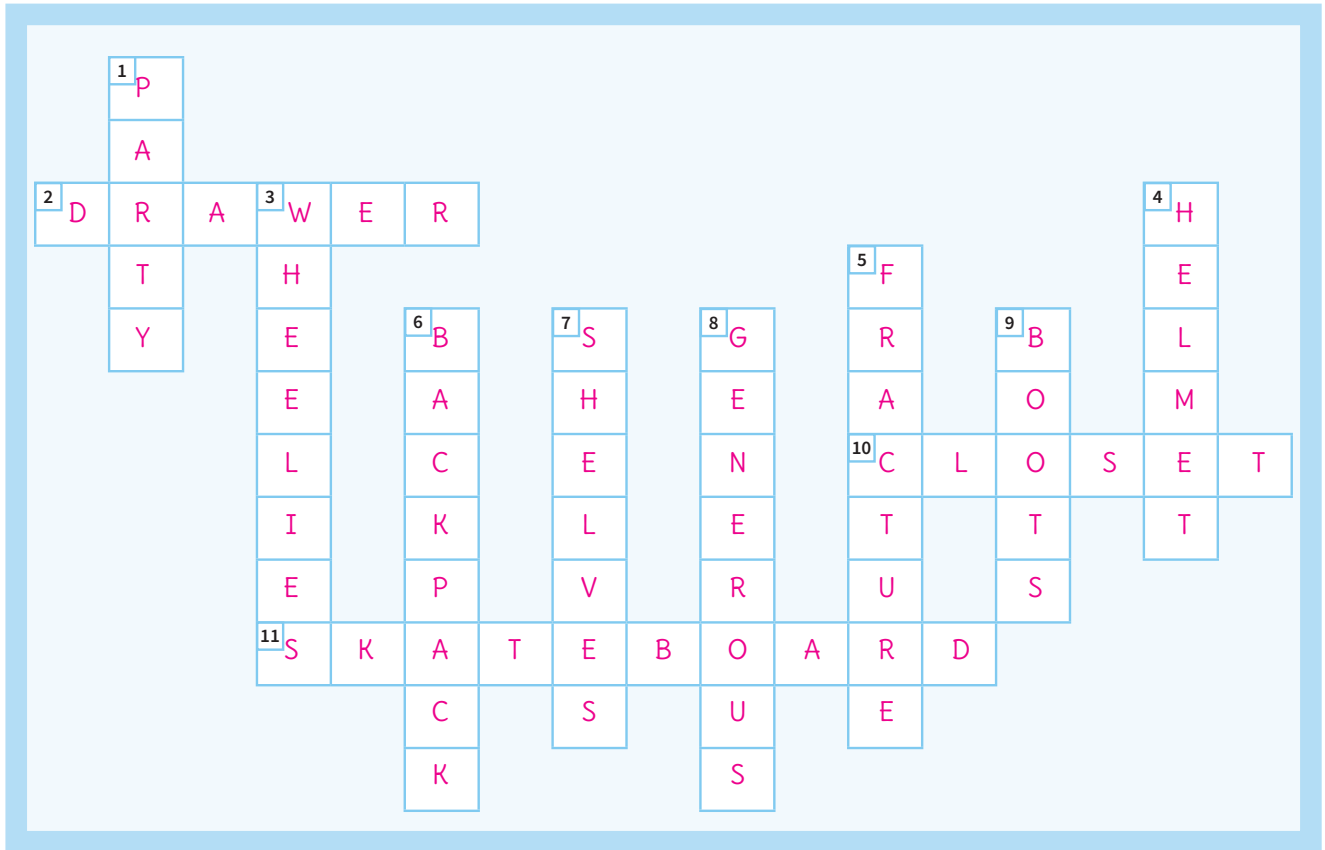
5. soesh

shoes



C Draw a picture of the party in your notebook. *Answers will vary.*

D Complete the puzzle.



Across


- 2** You keep your socks and underwear here.
- 10** It's a place to hang your clothes.
- 11** It's a board with wheels.


Down

- 1** You have one when it's your birthday.
- 3** It's a combination of sneakers and skates.
- 4** It's protection for your head.
- 5** When you break a bone you have a...
- 6** You use it to carry your books to school.
- 7** You put your book on these.
- 8** A person who gives a lot is...
- 9** You put them on your feet when it's cold.

BLOG

- E** Draw your Dream Party. Think of the theme, the decorations, the costumes and the food. Write labels and captions to explain your picture.



- F**  Work with a classmate. Talk about your dream parties. Draw your classmate's Dream Party.

My partner's name is _____.

The party's theme is _____.



A Complete the questions with **do** or **does**. Write short answers for the questions. Follow the example.

1. Does Oliver like to dress up as a lion? No, he doesn't.
2. Do your friends like to go to your parties? Yes, they do.
3. Does your mom bake cakes? Yes, she does.
4. Does Tessa love to paint her face? Yes, she does.
5. Does Boris speak Russian? No, he doesn't.
6. Do the kids drink lemonade? No, they don't.
7. Does Violet wear a cheetah mask all day? Yes, she does.
8. Does Henry climb a tree in his garden? No, he doesn't.
9. Do the girls like to go to parties? Yes, they do.
10. Does Jenny want a traditional party? No, she doesn't.

B Write the negative form of these sentences.

1. Nora has a crazy green T-shirt.
Nora doesn't have a crazy green T-shirt.
2. Henry and Tom have animal masks for the party.
Henry and Tom don't have animal masks for the party.
3. Oliver has many hats in his closet.
Oliver doesn't have many hats in his closet.
4. Tessa and Violet have glitter on their faces.
Tessa and Violet don't have glitter on their faces.

C Find and circle the words in the puzzle.

wheelies airplane monkey giraffe rainbow
breakfast classroom skateboard blinds quilt

R	W	H	E	E	L	I	E	S	D
H	R	A	I	N	B	O	W	R	U
C	L	A	S	S	R	O	O	M	D
R	A	T	G	I	R	A	F	F	E
M	O	N	K	E	Y	R	L	I	N
R	A	I	R	P	L	A	N	E	U
T	B	L	I	N	D	S	B	O	W
Q	I	L	R	E	Q	U	I	L	T
B	R	E	A	K	F	A	S	T	U
S	K	A	T	E	B	O	A	R	D

D Choose three words. Write a sentence with each. *Answers will vary.*

1. _____


2. _____


3. _____

BLOG

E What's your bedroom like? Draw it.





F  Work with a classmate. Talk about the things you have in your bedroom. Make a list of the things your classmate has.



Lesson 5

A Look at the pictures. Write sentences to describe what the people have or don't have. Look at the example.



1. Susan has a cat. She doesn't have a turtle.




2. Sam and Tom have a ferret. They don't have a parrot.



3. Mr. Adams has a dog. He doesn't have a fish.



4. My sister Carol has a hamster. She doesn't have a ferret.



5. My friend John has a parrot and a fish. He doesn't have a cat.


B Draw one pet you have and one pet you don't have. Write a sentence.

✓


✗

Answers will vary.


C Draw cartoons of these animals. Write a sentence about each of your cartoons. Follow the example. *Answers will vary.*




1. This is my cartoon dog. It has big ears. It doesn't have big teeth.



2. _____



3. _____




4. _____

BLOG

D Draw your favorite animal cartoon character.



E Write a letter to your Second Grade teacher. Explain what animal cartoon characters you and your friends made and what things your characters have and do not have. Explain how you made them.



Lesson 6

A Look at the pictures. Write sentences about what you have and what you don't have. *Answers will vary.*



1. _____
2. _____
3. _____
4. _____
5. _____

B  Write questions for the pictures in Activity A. Ask a friend and write short answers. *Answers will vary.*

1. Do you have a television? Yes, I do. _____
2. _____
3. _____
4. _____
5. _____

C Find and circle the words in the puzzle.

alarm clock sneakers television iPad computer
toys clothes shopaholic supermarket food

T	S	N	E	A	K	E	R	S	A	D	W
C	O	M	P	U	T	E	R	I	P	A	D
S	U	P	E	R	M	A	R	K	E	T	H
R	T	E	L	E	V	I	S	I	O	N	U
S	N	A	L	A	R	M	C	L	O	C	K
T	O	Y	S	I	O	N	F	F	O	O	D
A	L	S	H	O	P	A	H	O	L	I	C
H	O	M	K	C	L	O	T	H	E	S	D

D Write three sentences using words from the word search. *Answers will vary.*

1. _____

2. _____

3. _____

BLOG

E Draw three of your favorite possessions.



F



Work with a classmate. Compare your drawings and talk about your possessions. Then, write about your classmate's possessions.

My classmate has...

Lesson 7

A Read the conversation and answer the questions.

Julie: Mom! Mom! Who has my Miss Monkey watch?
Mom: Milly does. Milly, give Julie her watch!
Milly: Mom! Mom! Who has my sweater?
Mom: Anne does. Anne, give Milly her sweater at once!
Anne: Mom! Who has my wheelies?
Julie: I do. And they aren't your wheelies!
Anne: Yes, they are!
Julie: No, they are NOT!
Milly: Yes, they are!
Mom: Stop fighting all of you!



1. Who has Julie's Miss Monkey watch?

Milly does

2. Who has Milly's sweater?

Anne does

3. Who has Anne's wheelies?

Julie does

4. Who is fighting?

Julie, Milly and Anne are fighting

5. Why are the girls fighting?

Because they take each other's things

B Join the syllables to make words.

1. ques _____ ney
 2. mo _____ per
 3. ma _____ tion
 4. hams _____ ter
 5. pa _____ gic


C Read the ad lyrics. Write what they sell and then draw a picture for the product.

Don't forget your Bigga Pets,
my dog is hungry.
Don't upset your Bigga Pets,
you gotta love 'em!




1. I think they are trying to sell dog food.

Tribba Apple Chunks are part
of a good breakfast.
We eat what we like!



2. I think they are trying to sell apple chunks.

You and me together,
in good and bad times.
You and me together
The best friends
in the world!



3. I think they are trying to sell a doll / a pet.

D Write an ad and say what you are trying to sell. *Answers will vary.*

I am trying to sell _____.

BLOG

E Draw a castle and color the picture. Write a short paragraph about the Hasalot Royal Family. Use ideas from page 64 of your Student's Book.



A Write the question and the answer. Use the words in parentheses and have or has. Follow the example.

1. (you, glass slippers / no, green sneakers)

Do you have glass slippers? No, I don't. I have green sneakers.

2. (she, red quilt, bed / no, blue bedspread)

Does she have a red quilt on her bed? No, she doesn't. She has a blue bedspread.

3. (those boys, black cloaks party / no, red cloaks)

Do those boys have black cloaks for the party? No, they don't. They have red cloaks.

4. (Becky, pink Monkey watch / no, normal white wrist watch)

Does Becky have a pink Monkey watch? No, she doesn't. She has a normal white wrist watch.

5. (it, magic dog / no, magic horse that flies)

Does it have a magic dog? No it doesn't. It has a magic horse that flies.

6. (they, small house / no, small palace, lake)

Do they have a small house? No they don't. They have a small palace with a lake.

B Illustrate one sentence from Activity A. Write two more things about it.

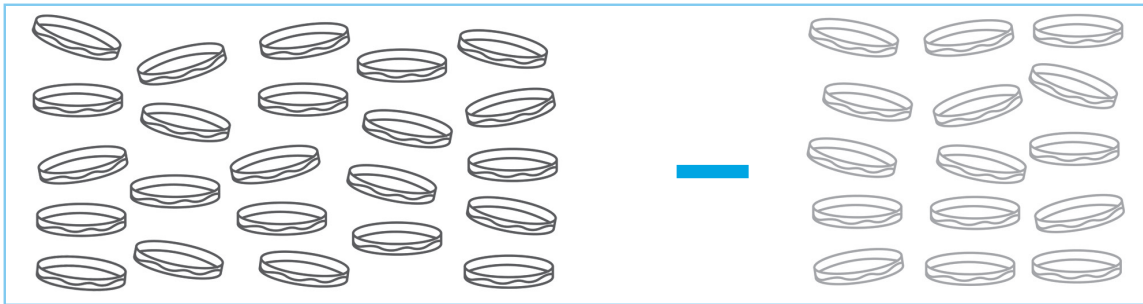
Answers will vary.

1. _____

2. _____

C Read the problems. Draw a picture to help you solve them. Write the answer using a complete sentence.

- Jenny and Rose collect Snappy Bands. Together they have 23 bands. If Rose has 15 bands, how many more bands does she have than Jenny?



Rose has 7 more Snappy Bands than Jenny.

- At Jenny's party, Oliver, Boris and Henry ate 46 jellybeans. If Oliver ate 18 and Boris ate 19, how many jellybeans did Henry eat?

Henry ate 9 jellybeans.

- Paul and Tom collect super hero cards. They have 25 cards in all. Oliver and Henry also collect cards. They have 19 in all. How many cards do they have all together?

They have 44 cards.

BLOG

- D** Do you know someone who has a collection? Maybe it's a collection of shells, or cards, or toy cars, or bottle caps. Or maybe it's a collection of toy elephants, or turtles, or dolls, or plush toys, or rubber bands. Interview a family member or a friend. Write the answers here.


Questions for the interview

1. What is your name? _____.
2. What do you collect? _____.
3. How many items do you have in your collection? _____.
4. When did you start collecting _____?

_____?
5. Where do you keep your collection of _____?

_____?
6. Where do you find or get the items for your collection? _____.
7. What is your favorite item in your collection and why? _____.
8. What more can you tell me about your collection? _____.

- E** Draw a picture of the person's collection or paste a photo.



Lesson 1

UNIT 3

Having Fun

A Unscramble the words to write sentences. Follow the example.

1. a / When / tent / need / you / you / camping, / go

When you go camping, you need a tent.

2. sunblock / shines, / need / When / you / sun / the

When the sun shines, you need sunblock

3. flashlight / you / When / night, / at / a / need / it's / dark

When it's dark at night, you need a flashlight

4. chairs / When / eat, / and / tables / you / folding / you / to / need / want /


When you want to eat, you need folding chairs and tables

B  **Your turn! Write a scrambled sentence and exchange it with a classmate. Answers will vary.**

My sentence...

My friend's sentence...

C What are the Browns doing? Write sentences.



1. Bobby is making a sand castle and Suzie is swimming in the ocean.



2. They are eating breakfast.




3. They are playing with their dog.



4. They are setting up the tent.

BLOG

D Draw a picture about your favorite vacation. Then, describe it.



A Complete the text with your own ideas. *Answers will vary.*

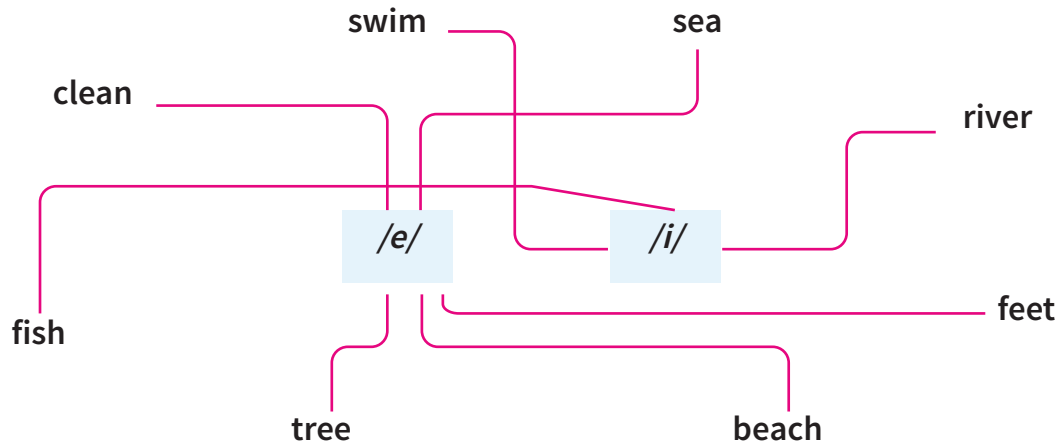
We are going _____ to the forest with my family.
 My aunt is putting a big blue _____ in the car.
 My uncle is carrying some folding _____ and a table.
 Mom and Dad are preparing the _____:
 hot dogs, hamburgers, eggs, bacon, and bread. I'm taking things to play with:
 a _____, a _____,
 and _____. We are going to have so much fun!

B Write the activities in the box in the correct column.

playing in the sun camping fishing climbing up trees
 swimming making sand castles walking in the mountain

Forest	Beach
<p style="text-align: center; color: #e91e63;">camping climbing up trees walking in the mountain</p>	<p style="text-align: center; color: #e91e63;">playing in the sun swimming making sand castles fishing</p>


C Join the words to their sounds.




D Write two sentences with words from Activity C. Illustrate them.

Answers will vary.

1. _____.



2. _____.



BLOG

E Imagine you are going camping to the beach or to the forest. Think of the animals you can find there. Complete the table. Ask a family member for some help at home.

Animal	Category	Picture

Lesson 3

A Write these sentences in the negative form.

1. The camp chairs are floating in the river.

The camp chairs aren't floating in the river .

2. Megan is playing with her little brother.

Megan isn't playing with her little brother .

3. The boys are horse-back riding.

The boys aren't horse-back riding .

B Write sentences. Use the words in brackets. Look at the example.

1. (Candice, playing, on the beach / but, she, not digging, in the sand)

Candice is playing on the beach, but she isn't digging in the sand.

2. (Jason and Bobby, eating, hotdogs / but, they, not drinking, milk)

Jason and Bobby are eating hotdogs, but they aren't drinking milk .

3. (My grandparents, cooking, hamburgers / but, they, making, hot dogs)

My grandparents are cooking hamburgers, but they aren't making hot dogs .

C What are you doing right now? Write a sentence and draw a picture.

Answers will vary.

D Write sentences describing the pictures. Use the words in the box.

horse-back riding fishing walk in the mountains

1.



They are horse-back riding.

2.



They are fishing.

3.



They are walking in the mountains.

E Circle the words with a long /o/ sound. Write a sentence using two words.

1. hot

2. show

3. dog


4. snow

5. doll

6. nose

BLOG

F Imagine you are going on a camping trip. Where are you going? Who are you going with? What will you take? What will you do there? Draw your campsite and some of the things you are doing. Then, write about the things you are doing in the picture.



Lesson 4

A Look at the pictures. Write questions about each one. *Answers may vary.*



1. What are Mr. and Mrs. Brown doing _____?



2. What are Megan, Jason and their grandpa doing _____?

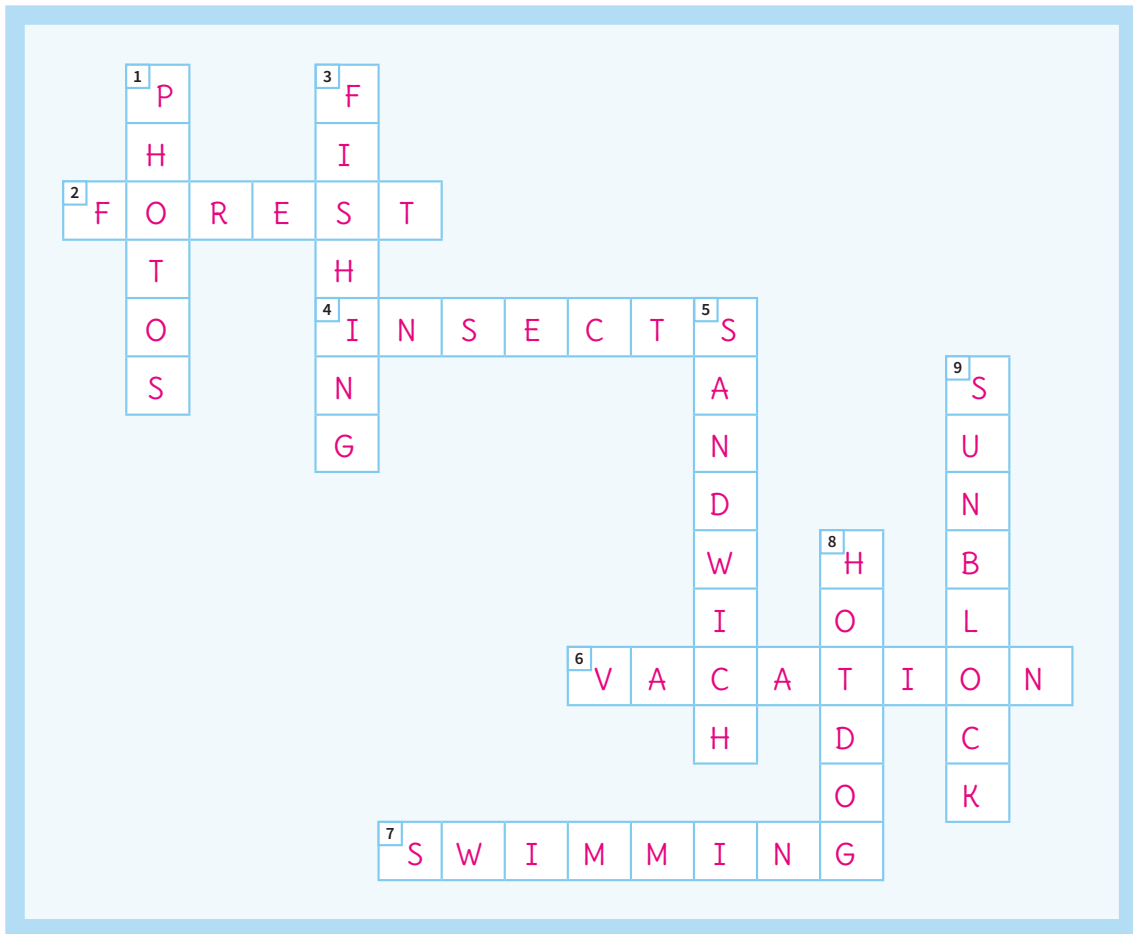


3. What are the children doing _____?

B  Ask and answer your questions with a classmate. Write your answers.

1. Answers will vary. _____.
2. _____.
3. _____.

C Complete the puzzle.



Across


- 2 A place with lots of trees.
- 4 They can bite you at night.
- 6 The time when you don't have to go to school.
- 7 The activity you do in the water.

Down

- 1 You take them to remember your trip.
- 3 Catching fish.
- 5 It's bread with ham and cheese.
- 8 It has a sausage.
- 9 It's protection against the sun.

BLOG


- D** Imagine you are traveling in a mobile home. Where are you going? What are you doing? Draw a picture. Then, write to your best friend about your trip.



Lesson 5

A Unscramble the words to write sentences. Look at the example.

1. summer / are / at / of / camps / There / activities / lots / fun
There are lots of fun activities at summer camps.
2. T-shirts / old / new / shorts / and / his / his / is / Eddie / packing
Eddie is packing his new T-shirt and his old shorts
3. party / Caleb / a / Henry / circus / are going / and / to
Caleb and Henry are going to a circus party
4. the kids / together / to / breakfast, / clean / have / cabins / After / they / their
After the kids have breakfast, they clean their cabins together
5. write / After / it's / or / to / from / them / letters / dinner, / time / home / read
After dinner, it's time to read letters from home or write them


B Choose two sentences and draw a picture of each. *Answers will vary.*

C Complete the words and draw pictures. Color them.


1. warm clothes




2. red sne a kers




3. pink pa j a m a s



4. blue je ans



5. old sho es




D Look at the pictures. What sound do they have in common?



sh _____

BLOG

E Draw a perfect summer camp at the beach.



F Make a list of necessary clothing to go to a summer camp at the beach. Try to find the words in English.

A spiral-bound notebook page with seven horizontal lines for writing.

A



Let's play a game! Read the instructions. Look at the example.

Answers will vary.

Instructions:

1. You need 1 die and a coin.
2. Flip the coin to decide who goes first.
3. Student 1 throws the die and writes down the number in the first box. Student 1 throws the die again and writes the number in the second box.
4. Student 2 does the same.
5. Look at the pairs of numbers and decide who got the winning number.
6. Write a sentence on the line.

My Number		My Partner's Number	
5	4	6	1

The winning number is sixty one.

My Number		My Partner's Number	

_____.

My Number		My Partner's Number	

_____.

My Number		My Partner's Number	

_____.

B Read the words and underline the /ch/ sound.

1. chair
2. China
3. children
4. chease
5. sandwichch

C Solve the problems. Then, write the answer using a complete sentence.

1. Today we are counting stars. Jenny is counting thirty-four stars. Bobbie is counting thirty-four minus seven. How many stars are Jenny and Bobbie counting together?

Jenny: 34

Bobby: $34 - 7 = 27$

Together: $34 + 27 = 61$

Bobbie and Jenny counted sixty one stars in all.

2. My mom is buying forty-eight oranges. She is also buying seventeen more lemons. How many oranges and lemons is she buying in all?

Oranges: 48

Lemons: 17

Together: $48 + 17 = 65$

She bought 65 oranges and lemons in all.

3. We are making clay figures in class. The girls are making thirty-one clay animals. The boys are making sixteen clay action figures. How many clay figures are we all making?

The girls: 31

The boys: 16

Together: $31 + 16 = 47$

We made 47 clay figures in all.

BLOG

- D** Think of numbers in your life. Write a number and then explain what it means to you. You can use the number of the age of your parents or grandparents, the number of pages in your favorite book, the number of windows in your house, etc.

Number	Write the number	Meaning

Lesson 7

A Complete the story. Use words from your book.

Three children are standing outside their _____ **tent / cabin** _____.

It is _____ **dark** _____ outside so nobody can see. There's a strange _____ **noise** _____. "Who's making that noise?" Greg asks.

Susan wants to scare her friends, so she says "Oh, it's probably a _____ **bear** _____. Bears love food camps. But don't worry, our food is in a special _____ **place** _____."

"No way!" says Robin, "It can't be a _____ **bear** _____. You are just trying to scare us! It's only a raccoon trying to look for some food. Raccoons come out at _____ **night** _____ when we are sleeping." BANG, BANG, BANG! The kids run quickly to the main cabin for help. They are so frightened!

B Illustrate the story.

C Unscramble these words to write sentences.

1. window / tree branch / The / is / the / on / tapping

The tree branch is tapping on the window

2. knocking / Who / the / is / door / on

Who is knocking on the door ?

3. frightened of / things / Children / many / are

Children are frightened of many things

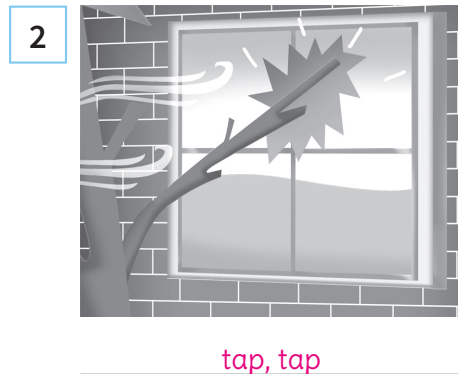
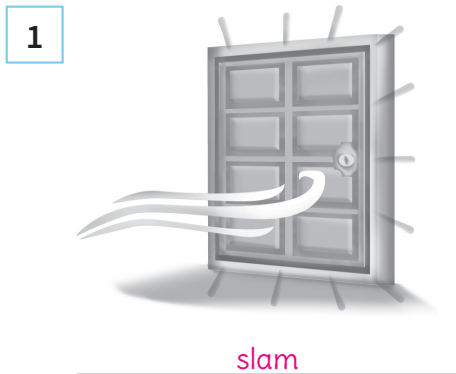
4. making / is / noise / banging / Who / that

Who is making that banging noise ?

5. I / monsters / frightened of / am

I am frightened of monsters

D Look at the pictures. What is the sound in each?



BLOG

E What are you afraid of? Write a scary story about that. Illustrate it.

A large rectangular writing area with a blue border and horizontal lines for text. The border is composed of two parallel lines with a dashed pattern between them. Inside the border, there are 15 horizontal lines for writing, spaced evenly down the page.

A Find eight things you can see at an amusement park.

D	F	H	F	I	F	G	S	L	I	D	E	T
I	E	G	F	O	O	D	G	H	T	L	A	W
N	S	V	S	H	O	W	S	H	W	O	Y	E
K	F	A	T	T	R	A	C	T	I	O	N	S
R	O	L	L	E	R	C	O	A	S	T	E	R
G	O	D	I	C	E	C	R	E	A	M	Y	A
B	D	S	C	A	R	O	U	S	E	L	T	S
A	I	O	U	U	I	W	C	A	S	T	L	E

B What can you do at an amusement park? Write sentences. Draw a picture.

1. *Answers will vary.* _____
2. _____
3. _____



C Match the questions with the answers.

- | | | | |
|--|-------|-------|---------------------------------|
| 1. What are your friends eating? | _____ | _____ | Playing with a balloon. |
| 2. Who is going on the roller coaster? | _____ | _____ | She's over there. |
| 3. Where are James and Jane? | _____ | _____ | They are eating hamburgers. |
| 4. What are you doing? | _____ | _____ | Susan, John and Peter. |
| 5. Where is your sister? | _____ | _____ | They're at the ice cream stand. |

D Look at the picture. Write sentences about what the people are doing.



1. *Answers will vary.* _____
2. _____
3. _____

BLOG

- E** Write an advertisement about a super vacation place that you know. Use some ideas from the amusement park advertisement in your book. Draw or cut and paste a picture of the place.

A large rectangular box designed for writing an advertisement. At the top left of the box, there is a header bar with three small circles (red, yellow, green) and three navigation icons: a left-pointing arrow, a right-pointing arrow, and a circular refresh icon. Below the header bar, the main area of the box is filled with 12 horizontal lines, providing space for the student to write their advertisement.

Lesson 1

UNIT 4

Sorting Things Out

A Unscramble the words to write a correct sentence.

1. towel / Whose / this / is

Whose towel is this _____?

2. is / swimsuit / Joanna's / This

This is Joanna's swimsuit _____.

3. Joe's / white / These / socks / are

These white socks are Joe's _____.

4. are / Candy's / sandals / Those / pink

Those pink sandals are Candy's _____.

5. your / look after / your / responsibility to / things / It's

It's your responsibility to look after your things _____.**B**  **Your turn! Write a scrambled sentence and exchange it with a classmate. Answers will vary.**

My sentence...

My friend's sentence...

C Find seven words related to the things you take to school.


P	E	S	H	O	E	S	A	A
T	O	W	E	L	R	Y	U	T
R	E	I	M	S	P	B	A	G
T	G	M	H	W	G	A	T	R
G	T	S	A	N	D	A	L	S
N	U	U	N	I	F	O	R	M
T	H	I	R	U	N	G	B	A
U	N	T	H	C	I	O	E	R
A	L	U	N	C	H	B	O	X

D Circle the words with the / u / sound.

two bag boots shoes swimsuit towel
 your lunch student fruit

BLOG

- E** Write about your two most favorite outfits. Draw them or take a picture of yourself wearing them, print it out and paste it here.

A spiral-bound notebook is shown at the bottom of the page, featuring a light blue cover and several horizontal lines on the pages for writing.

A Solve the puzzle.

10

3

5

7

5 T A M B O U R I N E

6 R

4 V

1 S I

3 C O

9

2 X Y L O P H O N E

8 K

7 T R I A N G L E

9

1

10 D R U M

8

6

2

4

B Interview a classmate. Write the answers. *Answers will vary.*

1. What is your favorite instrument? _____
2. Why do you like it? _____
3. Do you play it? _____
4. Would you like to play it? _____

C Read the sentences. Look at the pictures and write the names of the owners.

1. These are Joshua's cymbals.
2. These drums are his too.
3. This is Gina's violin.
4. This is not her saxophone. It's John's.
5. This is John's kazoo.
6. These are not John's triangles. They are Gina's.



Gina



Joshua



Gina



John



Joshua



John

D Complete the table with words from the box.

soup buzz bus zoo sound Zack kazoo sticks

/ z /	/ s /
buzz zoo Zack kazoo	soup bus sound sticks

BLOG

- E** Interview two family members and friends about the instruments and the music they like. Write their answers.

Questions	Name 1: _____	Name 2: _____
What instruments do you know?		
What instruments do you like?		
What kind of music do you like to listen to?		
Who is your favorite singer or musician?		

Lesson 3

A Circle the word that doesn't belong.

1. binoculars telescope **flashlight** sunglasses goggles

2. **towel** saxophone drums harp cymbals

3. campfire tent camp compass **violin**

4. stars night **sunglasses** sky telescope

5. needle magnet **snack** cork water

B Unscramble the words to make sentences.

1. Is / compass / this / yours, / Tom

Is this compass yours, Tom ?

2. mine / The / binoculars / are

The binoculars are mine .

3. these / magnets / Are / your

Are these your magnets ?

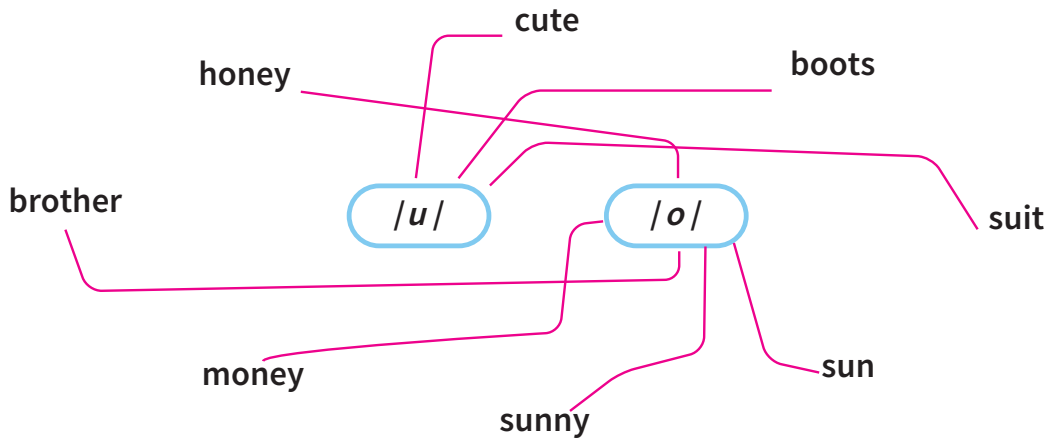
4. mine / This / not / of water / is / bottle

This bottle of water is not mine .

5. are / in / backpack / Yours / your


Yours are in your backpack .

C Join the words to their sounds.




D Write three sentences with the words in Activity C. Illustrate them.


1. *Answers will vary.* _____



2. _____




3. _____



BLOG

- E** Make your constellation. Choose any shape you want and use glitter, stickers, etc. Describe your constellation.



A Complete the conversation.

Sam: _____ **Whose** _____ pencil brush is this? It has a lot of red paint on it.

Kim: It's not _____ **mine** _____. Is it yours, Sam?

Sam: No, it's not. Mine is over there. Maybe it's Lisa's.

Lisa: Oh! It's _____ **mine** _____! Thanks.

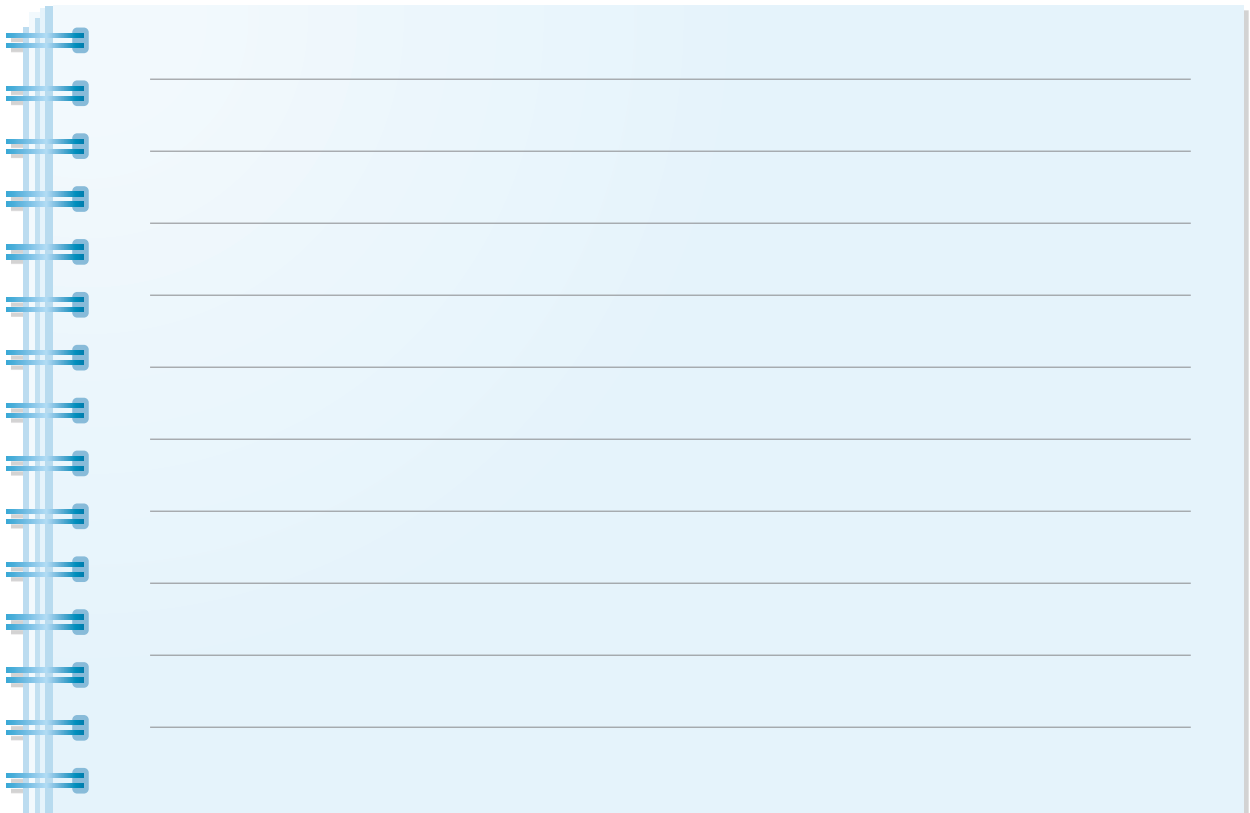
Sam: And _____ **whose** _____ egg shell bag is this?

Lisa: It's _____ **mine** _____ too.

Kim: And whose canvas is this? I need to start throwing my colored egg shells at mine.

Lisa: Oh, sorry. It's mine too.

Sam: Lisa, you need to keep your things on your desk!

B What art technique are the kids using? Write a description. Answers will vary.

A spiral notebook with 15 blank lines for writing. The notebook is light blue with a white spiral binding on the left side.

C Make a list of the things you need for these art techniques.

Egg Smash Art

Primary colored paints

Egg shells

Canvas

Brush Flick Art




Water colors

Brush

Canvas

D Write five words that have the /a/ sound. Draw a picture of each one.



Answers will vary.



1. _____

2. _____

3. _____




4. _____

5. _____

BLOG

- E** Use Pointillism art technique to create your own painting. Ask a family member for help at home. You can use paint, markers, or crayons.



Lesson 5

A Write the words.



1. crab



2. shell



3. fish will vary.




4. octopus



5. frog

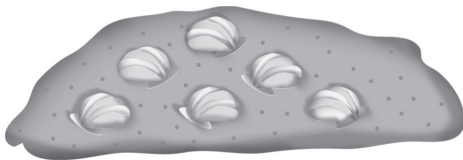
B Write a sentence under each picture. Use there is or there are and prepositions. Look at the example.




1. There are two crabs in the sand.



2. There is one octopus on the rock




3. There are six shells on the sand



4. There are eight fish in the fish tank

C What's missing? Read the description to complete the picture. Color it.

This is my aquarium. There are five yellow fish and five orange fish swimming. There is one purple octopus on a rock. There are fifteen pink seashells on the sand. There are three red crabs walking on the sand too.



D What else can you see in the aquarium? Write sentences. *Answers will vary.*

There are two yellow starfish.

There are three orange sea horses.

BLOG

- E** What other animals can you find in an aquarium? What do you know about them? Ask a family member for help at home. Complete the table.

Animal	Fact	Picture

A Unscramble the words to write a correct sentence.

1. many / How / butterflies / there / are

How many butterflies are there _____ ?

2. butterflies / in / the / are / garden / three / There

There are three butterflies in the garden _____ .

3. caterpillars / There / tree / are / on the / five


There are five caterpillars on the tree _____ .

4. eggs / leaves / How / are / there / on the / many

How many eggs are there on the leaves _____ ?

5. butterflies / Look / at the / blue

Look at the blue butterflies _____ !

B  Your turn! Write a scrambled sentence and exchange it with a classmate. Use there is or there are. *Answers will vary.*

My sentence...

My friend's sentence...

C Circle in red the words that have the /o/ sound. Circle in blue the ones with the /e/ sound.

Red Blue

rock

hen

chicken

frog

egg

octopus

sock


pen

there

shock

D Complete the text. Draw a picture.

This is the life cycle of a _____ **butterfly** _____. First, the female butterfly lays the _____ **eggs** _____. Three weeks later, a _____ **caterpillar** _____ comes out from the egg. Next, the caterpillar eats _____ **leaves and plants** _____ for two weeks. Then, the caterpillar changes into a _____ **pupa** _____. It stays inside for two more weeks. Finally, a beautiful butterfly emerges from the pupa.



BLOG

E What's the life cycle of a frog like? Find information to write about it. Draw a picture and label each stage of the cycle.


Life cycle of _____

Lesson 7

A Draw pictures to solve the problems. Write the answer using a complete sentence. Look at the example.


1. There are ten big fish and twenty-two small fish in the fish tank. How many more small fish are there?

There are twelve more small fish than big fish.




2. Bobby's friends are collecting shells at the beach. Tom and Susan have forty-five. Julie has twenty-nine and Roger seventeen. How many shells do all of them have?

They have ninety one shells all together.



3. Maria is swimming in the sea. She's counting the sea animals around her. There is an octopus, twenty yellow fish, twenty-four orange fish, eight red crabs and nine green turtles. How many fish are swimming around her?


There are 52 fish swimming around her.




B Unscramble the words. Write their plural form.

- | | | |
|---------------|------------------|--------------------|
| 1. lsh ef | <u>shelf</u> | <u>shelves</u> |
| 2. fbutr lety | <u>butterfly</u> | <u>butterflies</u> |
| 3. kmoeny | <u>monkey</u> | <u>monkeys</u> |
| 4. chatw | <u>watch</u> | <u>watches</u> |
| 5. knesa | <u>snake</u> | <u>snakes</u> |

- C** Paste a picture of a jungle with many animals. *Answers will vary.*



- D**  Work with a classmate. Ask and answer questions about your pictures.

BLOG

- E** Imagine you are going to Africa. What wild animals are you going to see there? What are you going to do there? Who are you going to go with? Draw a picture. Then, write five sentences about your adventure.

A large rectangular area with a decorative border of various blue patterns (zebra stripes, leopard spots, waves, and leaves). Inside the border is a white space for drawing and writing. Below the white space are ten horizontal lines for writing.

A Circle the word that doesn't belong.

- lion zebra tiger octopus hippopotamus
- elephant giraffe hippopotamus whale frog
- turtle monkey frog snake crocodile
- butterfly bee seabirds crab hen

B Find the eight words from Activity A.

Z	E	B	U	F	R	O	G
E	A	A	E	G	A	B	I
B	R	S	N	A	K	E	R
R	Z	B	O	P	W	E	A
A	M	O	N	K	E	Y	F
O	C	T	O	P	U	S	F
W	H	A	L	E	F	G	E

C Answer the questions. *Answers will vary.*

- What's a tiger like?
The tiger is a large animal, it has black stripes and a long tail.
- What's a crocodile like?
The crocodile is a large green animal, it has large teeth.
- What are butterflies like?
Butterflies are small and colorful insects, they have two wings and two antennae.

D Read the description of an animal. Draw a picture.

What's this mysterious animal like? *It is very big. It has four legs and a long neck. It has a long yellow trunk and two small ears. It has a long tail. Its skin is gray and brown.*

BLOG

- E** Interview a family member or a friend about a strange animal they have seen in person or on TV or in a movie. Draw the animal or paste a picture of it. Complete the table.

Animal	Fact	Picture

Lesson 1

UNIT 5

Being Part of a Family

A Write the missing numbers.

twenty, _____ **twenty-one** _____, twenty-two, _____ **twenty-three** _____,
 twenty-four, _____ **twenty-five** _____, _____ **twenty-six** _____,
 twenty-seven, _____ **twenty-eight** _____, twenty-nine, _____ **thirty** _____,
 _____ **thirty-one** _____, thirty-two, thirty-three, _____ **thirty-four** _____,
 _____ **thirty-five** _____, _____ **thirty-six** _____.

B Write the numbers. Use the words in the box to help you.

50 fifty	60 sixty	70 seventy	80 eighty
	90 ninety	100 one hundred	

51 **fifty-one** _____
 55 **fifty-five** _____
 64 **sixty-four** _____
 68 **sixty-eight** _____
 72 **seventy-two** _____
 77 **seventy-seven** _____
 83 **eighty-three** _____
 89 **eighty-nine** _____
 91 **ninety-one** _____
 97 **ninety-seven** _____
 200 **two hundred** _____

C Circle the words with the /th/ sound.

think dad drum thimbles dinner
this donut thank three

D Solve the problems.

1. My dad has many cousins. He has fourteen male cousins and twenty female cousins. Twenty-five live in Mexico, and the rest live in the United States. How many live in the United States?

Nine cousins live in the United States.

2. There are forty-two children in my classroom. Seventeen are boys and the rest are girls. Three girls are not in the classroom today. How many girls are there in my classroom today?

There are 22 girls in the classroom today.

3. There are twenty-eight people in my family. I live with my parents, my two brothers and my four sisters. How many people from my family don't live with me?

Nineteen people.

BLOG

- E** Interview your parents about their cousins. Ask these questions and complete the table.

How many cousins do you have?

What are their names?

Do you remember a funny anecdote about them?

Mom's cousins	Names	Dad's cousins	Names
Funny anecdote		Funny anecdote	

Lesson 2

A Complete the table with the words in the box. Look at the example.

roads swings trees beaches buses watches
halves knives shelves butterflies families stories

Add <i>-s</i>	Add <i>-es</i>	Change <i>-y</i> for <i>-i</i> and add <i>-es</i>	Change <i>-f</i> for <i>-v</i> and add <i>-es</i>
roads swings trees	beaches buses watches	butterflies families stories	halves knives shelves

B Match the singular words to their plurals.

- | | | |
|------------|-------|-----------|
| 1. mouse | _____ | women |
| 2. octopus | _____ | people |
| 3. tooth | _____ | children |
| 4. person | _____ | men |
| 5. man | _____ | octopuses |
| 6. foot | _____ | teeth |
| 7. child | _____ | feet |
| 8. woman | _____ | mice |

C Find eight words related to the family.

F	G	R	A	N	D	P	A	X
V	R	C	O	U	S	I	N	M
F	A	T	H	E	R	Y	U	O
A	N	E	Y	T	O	P	N	T
T	D	R	N	Y	D	A	C	H
G	M	U	N	T	H	B	L	E
E	A	R	S	I	S	T	E	R

D Color the picture and describe it. What is missing? *Answers will vary.*



BLOG

E Interview four classmates about their brothers or sisters. Ask these questions and complete the table.

- Do you have any brothers or sisters?
- How many brothers and sisters do you have?
- What are their names?
- How old are they?
- What do you like about them?

Classmate's name: _____

Brothers: (Yes) (No)

Sisters: (Yes) (No)

Names and ages: _____

What my classmate likes: _____

Classmate's name: _____

Brothers: (Yes) (No)

Sisters: (Yes) (No)

Names and ages: _____

What my classmate likes: _____

Classmate's name: _____

Brothers: (Yes) (No)

Sisters: (Yes) (No)

Names and ages: _____

What my classmate likes: _____

Classmate's name: _____

Brothers: (Yes) (No)

Sisters: (Yes) (No)

Names and ages: _____

What my classmate likes: _____

Lesson 3

A Write how these things are similar and how they are different. Look at the example. *Answers will vary.*

1. house, apartment

A house is similar to an apartment because people live inside.
A house is different to an apartment because it has more rooms.

2. brother, sister

3. crab, octopus

4. raccoon, ferret

5. garden, park

B Complete these sentences. Use *any* or *some* and the words of the pictures.

1. There aren't any  swings in the park.

2. There are some  trees in my garden.

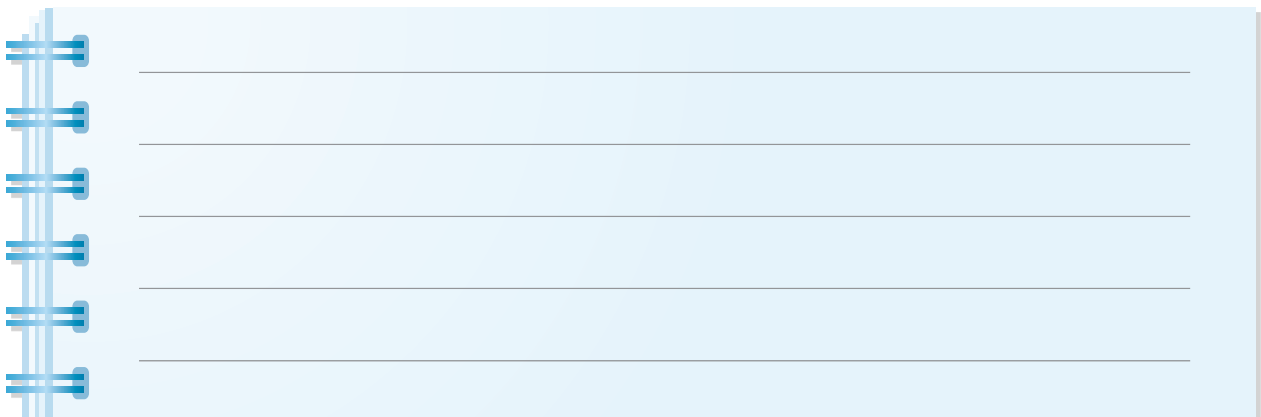
3. There are some  children playing at the park.

4. There aren't any  flags in the parade.

- C** Draw a picture of a special food you like to eat for Independence Day. What do you know about it? Write sentences. *Answers will vary.*



- D** Make a list of five words that have the /f/ sound. *Answers will vary.*



BLOG

E Do you like parades? What do you like about them? Draw a picture. Write sentences to describe your picture.



A Unscramble the words to make sentences.

1. chocolates / any / Do / you / have

Do you have any chocolates _____ ?

2. aren't / There / in the basket / any / apples

There aren't any apples in the basket _____ .

3. at / her / is / for / home / Jenny / chores / responsible

Jenny is responsible for her chores at home _____ .

4. Janet / some / in her / has / piggy bank / pocket money

Janet has some pocket money in her piggy bank _____ .

5. you / at home / receive / for / Do / pocket money / doing chores


Do you receive pocket money for doing chores at home _____ ?

B  **Your turn! Write a scrambled sentence and exchange it with a classmate.** *Answers will vary.*

My sentence...

My friend's sentence...

C Solve the puzzle.



Across

- 1 These are the activities you do to help at home.
- 3 You need it to buy things.
- 4 It's a place where you can save your pocket money.
- 5 It's something you use to measure things.

Down

- 1 It's the name for pencils of different colors.
- 2 When you take care of your things you are...
- 6 It's the money used in the United States.
- 7 It's the money you receive on weekends.

BLOG

D What things do you need for school? Find out about their cost and make a list. Ask a family member for some help at home.

Items that I need	Price
Total:	

E Write a conversation you would have at the store. Follow the example.

You: Hi, I need some help.

Sales Assistant: Sure.

You: _____

Sales Assistant: _____

You: _____

Sales Assistant: _____

You: _____

Sales Assistant: _____

You: _____

Sales Assistant: _____

Lesson 5

A Solve the problems.

1. Steven and Jerry are collecting leaves for an experiment. Steven has thirty-six and Jerry eight fewer than Steven. How many leaves do they have together?

Steven: 36

Jerry: 28

Together: $36 + 28 = 64$

2. We are buying twenty four large paper plates, thirteen smaller ones and thirty-eight square ones. How many paper plates are we buying in all?

Large plates: 24

Small plates: 13

Square plates: 38

Total: $24 + 13 + 38 = 75$

3. Mark gets twenty-five pesos a week if he makes his bed every morning, and he gets fifty pesos for taking out the garbage twice a week. He also gets thirty pesos if he washes one of the family cars. This week he is washing two cars and he is doing all his chores. How much pocket money is he going to get?

Making bed: 25

Garbage: 50

Car: $30 + 30 = 60$

Total: $25 + 50 + 60 = 135$

B Write questions for these answers. Use the words in parentheses. Look at the example.

1. (mix, baking soda and vinegar)

What happens when you mix baking soda and vinegar?

They start to bubble and make carbon dioxide gas.

2. (where, vinegar)

Where is the vinegar?

It's in the cabinet.

3. (Susan, look for)

What is Susan looking for?

Susan is looking for the baking soda to do an experiment.

4. (where, spoons and the measuring cup)

Where are the spoons and the measuring cup?

They are on the table next to the vinegar.

C What things do you need for doing the exploding sandwich bag? Make a list. Draw a picture of the experiment.

sandwich bags

bicarbonate of soda

vinegar

measuring cup

paper tissues



BLOG

D Do you like to do science experiments? What is your favorite experiment? Make a list of the things you need and explain how you do it. Draw a picture.

List of Materials

A Find ten words related to barbecues.

F	G	R	I	L	L	F	U	N
B	A	R	B	E	C	U	E	F
R	M	Y	A	R	D	F	N	N
E	E	N	J	O	Y	R	U	B
N	S	A	C	K	R	A	C	E
F	O	O	D	G	R	I	L	L
F	R	I	E	N	D	S	H	R
H	O	T	D	O	G	J	I	E

B Unscramble the words to make questions.

1. you / watching / What / are

What are you watching _____ ?

2. are / What / wearing / you / today

What are you wearing today _____ ?

3. color / jeans / What / are / favorite / your

What color are your favorite jeans _____ ?

4. friends / doing / What / are / your

What are your friends doing _____ ?

5. shoes / best friend's / color / are / your / What

What color are your best friend's shoes _____ ?

C Answer the questions in Activity B. *Answers will vary.*

1. _____
2. _____
3. _____
4. _____
5. _____

D Look at the picture. Write sentences to describe it. Then color it.



Answers will vary.

BLOG

E Create an invitation to a barbecue for your family and friends. Say why you are organizing it. Include the food and the activities. Remember to say when and where it is going to be.

The writing area is a large rectangle with horizontal lines for text. It is surrounded by a decorative border of light blue icons. The top border features a beach ball, a musical note, a smiling face, another musical note, a beach ball, another musical note, a girl's face, and another musical note. The left border features a musical note, a set of cutlery (knife, fork, spoon), a musical note, a beach ball, a musical note, and another set of cutlery. The right border features a beach ball, a musical note, a set of cutlery, a musical note, a beach ball, a musical note, and another set of cutlery. The bottom border features a musical note, a girl's face, a musical note, a beach ball, a musical note, a smiling face, another musical note, and a set of cutlery.

Lesson 7

A Unscramble the words to make sentences.

1. Thor / Norse / thunder / is / the / of / and / lightning / god

Thor is the Norse god of thunder and lightning.

2. Thor / hammer / has / heavy / a

Thor has a heavy hammer.

3. god / Roman / Saturday / Saturn / comes / from / the

Saturday comes from the Roman god Saturn.

4. day / What / your / week / favorite / is / of the

What is your favorite day of the week ?

5. birthday / your / party / is / When

When is your birthday party ?


B Your turn! Write a scrambled sentence and exchange it with a classmate. Use there is or there are. *Answers will vary.*

My sentence...

My friend's sentence...

C Circle the word that doesn't belong.


1. English Mathematics History party Science
2. thunder lightning storms sunny rain
3. Thursday August Saturday Friday Tuesday
4. hammer belt red hair god war

D  Work with a classmate. Create your own secret code to send messages. *Answers will vary.*

A	B	C	D	E	F	G	H	I	J	K	L	M	N

O	P	Q	R	S	T	U	V	W	X	Y	Z

E Write secret messages to a friend. Exchange books. *Answers will vary.*




BLOG

- F** Write your schedule for Mondays, Wednesdays, Fridays and Sundays. Follow the example.


Monday	Wednesday	Fridays	Sundays
I get up at...			

Lesson 8


A Solve the puzzle.



7

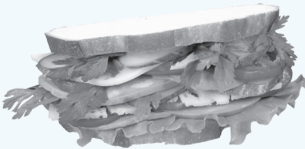


10




4


										4	P	I	C	N	I	C	B	A	11	S	K	E	T		
										2	L														
1	S	A	N	3	D	W	I	C	H	E	S														
										5															
										6	C	U	P	7	S										
										8	A														
9	I	N	S	E	C	T	S																		
										1	S														
										2	I														
										3	T														
										4	K														
										5	I														
										6	P														
										7	P														
										8	N														
										9	L														
										10	E														
										11	P														
										12	P														
										13	I														
										14	N														
										15	G														




1




8




2




11




5



6



3



9

B Circle the words with the /e/ sound.

the turtle table needle where plates
noise hero she pocket


C Find words in your book to complete the table. *Answers will vary.*



Camping	Musical instruments	Food	Animals	Clothing

BLOG

- D** This year at school you did many things. You had good times and not so good times. You probably learned some new things too. Look back on your school year and write down five of your best memories.



Grammar Structures Unit 1

Like / Likes

We use *like* to express what we prefer.

- I **like** apples
- My best friend **likes** apples too.

Don't like / Doesn't like

We use *don't* and *doesn't* before *like* to make a sentence negative.

- You **don't like** carrots.
- My sister **doesn't like** carrots.

Do / Does

We use *do* and *does* as an auxiliary to make Yes / No questions.

- **Do** you like pizza? Yes, I do. / No, I don't.
- **Does** he like pizza? Yes, he does. / No, he doesn't.

Imperatives

We use imperatives to give orders, to make suggestions, to give advice or to invite someone. Imperatives don't take subject.

- **Wash** the potatoes.
- **Don't make** potato chips without supervision.
- **Eat** your potato chips.

Where is / Where are...?

We use *Where is* and *Where are* to ask about the location of people or objects.

Singular	Plural
Where is...?	Where are...?
Where is the butter?	Where are the cookies?

Prepositions of place

We use prepositions of place to say where a person or an object is.

The milk	is	in	the fridge.
The cups	are	on	the table.
The bank	is	next to	the market.
The butter	is	between	the milk and the yogurt.
Two girls	are	under	the table.

Grammar Structures Unit 2

Possessives ('s)

We use an apostrophe before *s* after the name of a person to say that something belongs to them.

- **Susan's** doll is on the floor.
- That is **Tom's** yo-yo.

Possessive adjectives

We use these adjectives before a noun to express possession.

Subject	+	Verb	+	Possessive adjective	+	Noun
I		brush		my		hair.
You		eat		your		lunch.
He		brings		his		toys.
She		takes		her		bag.
It		bites		its		leash.
We		drive		our		car
You		love		your		pet.
They		brought		their		van.

This is / That is

We use *this is* and *that is* to demonstrate where a person or an object is.

- **This is** my clay.
- **That is** your clay.

Simple present

Have / Has

We use the simple present of *have* to show possession too.

- Freddy **has** a blue sweater.
- Molly and Terry **have** two pets.

Don't have / Doesn't have

We use *don't* and *doesn't* before the verb in simple form *have* to make negatives.

- I **don't have** a pair of wheelies.
- Shelly **doesn't have** a pet.

Short answers

We use short answers in spoken language to save time.

- Do you have a yo-yo?
Yes, I do.
- Does she have a doll?
No, she doesn't.

Grammar Structures Unit 3

Present continuous

We use the present continuous to talk about actions in progress and temporary states.

Subject	+	Verb to be	+	Verb + ing	+	Complement
I		am		swimming		in the ocean.
You		are		making		sand castles.
He		is		cooking		breakfast.
She		is		playing		dominoes
It		is		running		in the beach.
We		are		making		scary noises.
You		are		having		fun.
They		are		camping		in the forest.

Questions with who

We use *who* to ask about a person.

- **Who** is making that noise?
- **Who** is outside?
- **Who** are they?

Adjectives

We use adjectives to describe people, things, animals and places.

Subject	+	Verb	+	Adjective
My sneakers		are		blue.
The backpack		is		red.
We		are		happy.
The socks		are		warm.

We can also use adjectives before nouns to describe people, things, animals and places.

- My **brown** boots.
- My **red** sweater.
- Your **old** shorts.
- My **best** vacations.

Grammar Structures Unit 4

Whose

We use *whose* to ask about possession.

- **Whose** sweater is this?
- **Whose** sneakers are these?

Possessive Pronouns

We use possessive pronouns to show possession.

Subject	+ Verb	+ Possessive pronoun
The dog	is	mine.
The sweaters	are	yours.
Those clocks	are	his.
The lipstick	is	hers.
The food	is	its.
The house	is	ours.
The cat	is	yours.
That horse	is	theirs.

How many...?

We use *How many...?* to ask about the quantities of countable nouns.

How many	+ Subject	+ Verb To Be	+ Complement?
How many	butterflies	are	there in the garden?
How many	animals	are	there in the zoo?
How many	apples	are	there in the tree?

Descriptions

We use *What...like?* to ask for descriptions of people, things, animals and places.

What	+ Verb To Be	+ Subject	+ Like?
What	is	your grandmother	like?
What	are	Japanese toilets	like?
What	is	your gecko	like?
What	is	Mexico	like?

Plural nouns

There are different spelling rules to form plural nouns.

Add -s	Add -es	Change -y for -i and add -es	Change -f for -v and add -es	Irregular
rabbit- rabbits	bus- buses	baby- babies	knife- knives	child- children
apple- apples	watch- watches	story- stories	half- halves	man- men

Grammar Structures Unit 5

There is / There are

We use *there is* to talk about the existence of singular nouns. We use *there are* to talk about the existence of plural nouns.

- **There is** a lamp on the table.
- **There are** twenty children in the classroom.

Some / Any

We use *some* with affirmative forms and *any* with negatives and questions.

- There is **some** sugar in the jar.
- There isn't **any** milk in the refrigerator.
- Do you have **any** pencils?

Uncountable nouns

There are many nouns in English that are not used with *a/an* or plural. You can't count these nouns with numbers: water, rice, sugar, milk, happiness, etc.

Uncountable nouns	How do we count them?
water, milk, oil	liters, milliliters, etc.
rice, sugar,	kilos, grams, etc.
happiness	We can't count it.

Prepositions of time: in, on, at

- **in** summer, **in** 1971, **in** July, **in** the evening
- **on** Monday, **on** October 4th
- **at** nine o'clock, **at** night

Wh- questions

We use *wh-* words to make questions.

- **What** are you doing?
- **What** color is it?
- **What** is a giraffe like?
- **Where** is the milk?
- **Where** are you going?
- **How** many pineapples are there?
- **Who** is playing with you?
- **When** is your birthday?



This brand new comprehensive, fully illustrated, six-level series is aimed at leading your primary students to develop English language and life competencies.

Rainbow of words teaches all four language skills right from the start and provides students with a broad variety of opportunities to practice what they have learned in and outside the classroom through the following benefits:

- Lively, enjoyable and achievable student-centered activities based on the Constructivist Interactive Approach that engage students in meaningful communication from the first day of class.
- Encourages students to develop English language fluency easily and in a fun way as they actively interact through interesting and engaging topics, games, songs and chants.
- Fosters self-assurance and confidence due to its gradual progressive syllabus.
- A free-response opening question encourages students to develop critical thinking skills as they express their own opinions, preferences and experiences at their own age and knowledge level.
- Interesting reading and writing tasks, which allow spelling practice and reinforcement.
- Reinforces values, which complement their social development throughout the school year.
- A Project at the end of every lesson fosters teamwork and cooperative learning.
- Attractive banners throughout the lesson, that catches students' attention into the language structures to be practiced.
- A Review presented in a fun and attractive way at the end of every unit allows for feedback and self-evaluation.

Other titles of our series



N. 11846

EDITORIAL ESFINGE, S. DE R.L. DE C.V.

Átomo 24, Col. Parque Industrial
Naucalpan, Edo. de México,

C.P. 53489

Tel.: 55 5359 1111

contacto@esfinge.com.mx